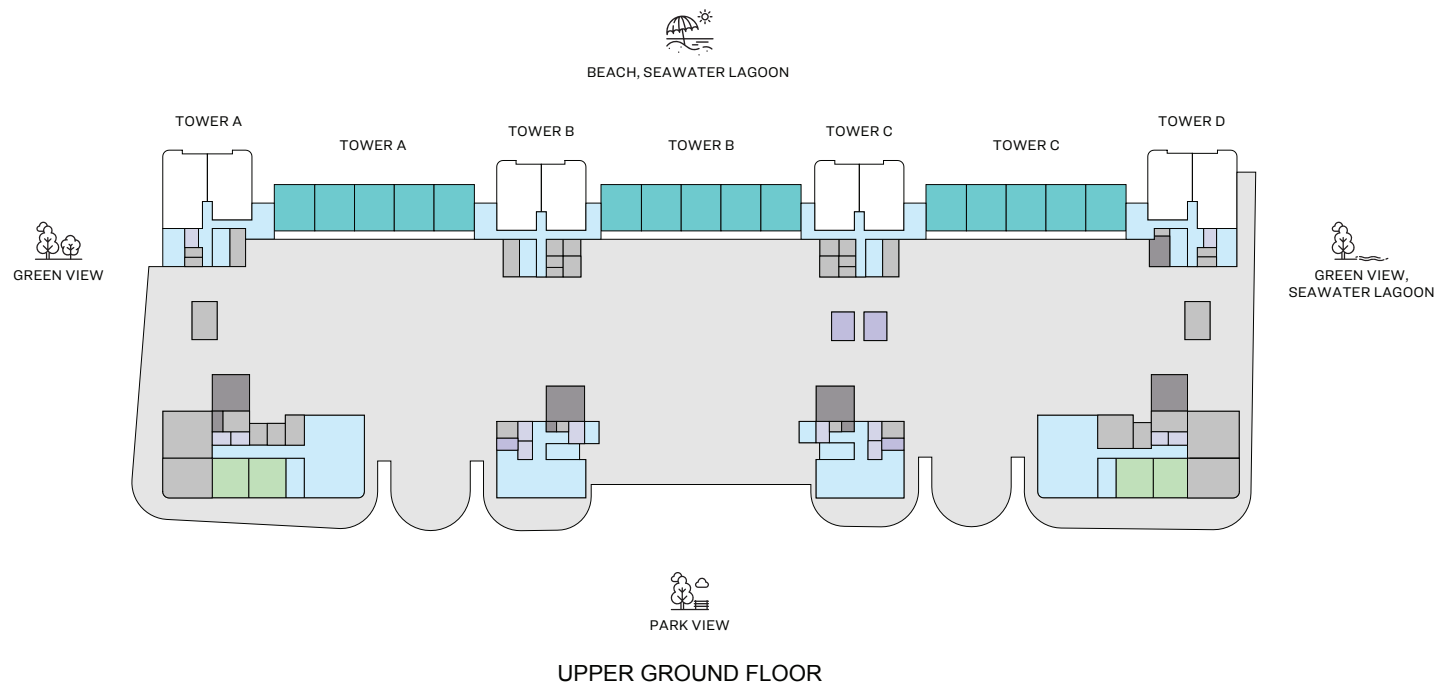
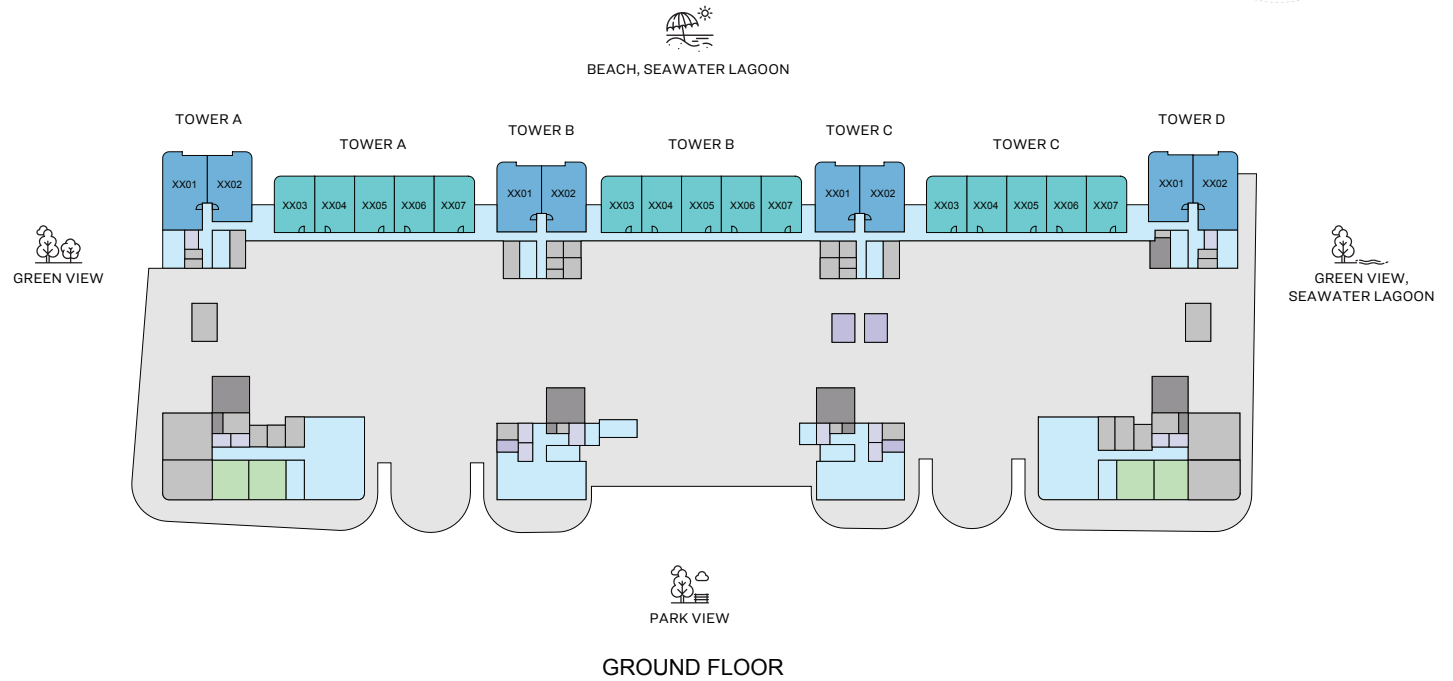


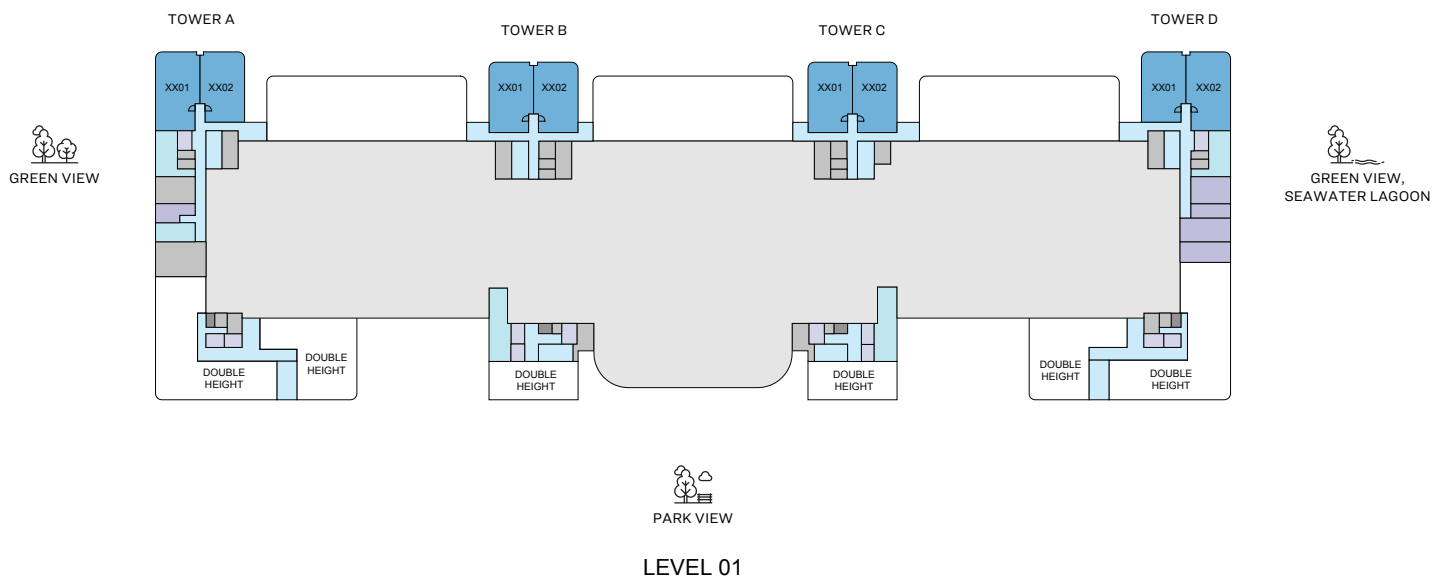
FLOOR AND UNIT PLANS

PRISTINE
BEACH RESIDENCES

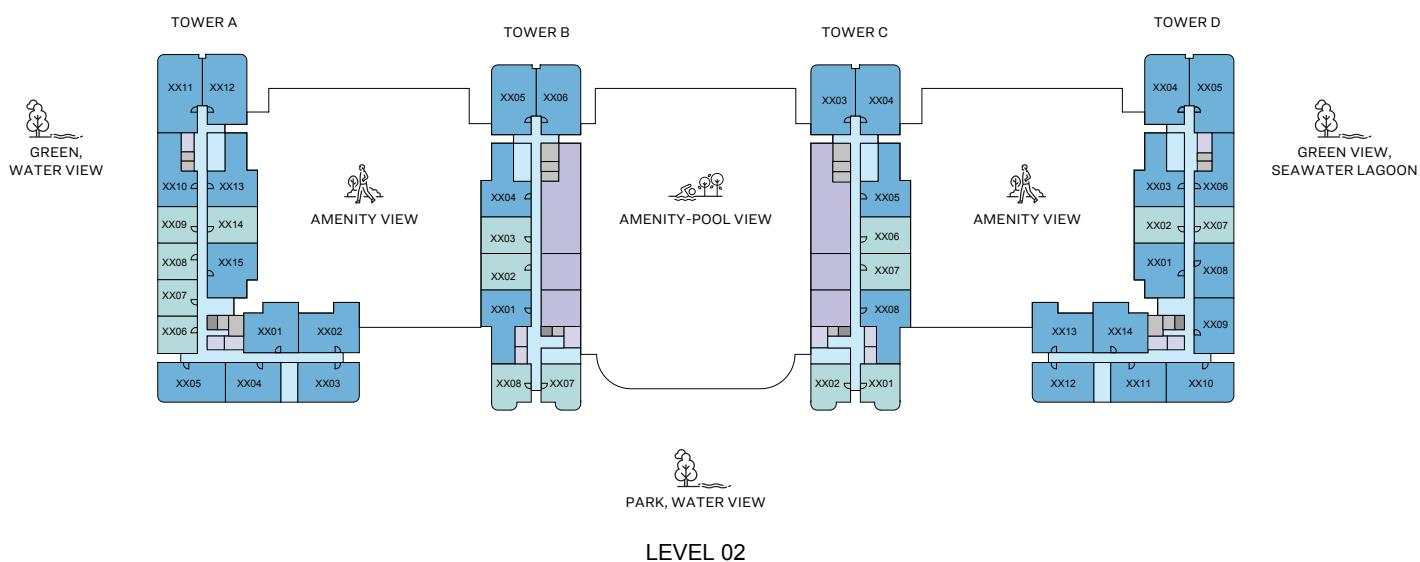


1 BED UNIT	2 BED DUPLEX	CIRCULATION	SERVICES	RETAIL
2 BED UNIT	PARKING	GARBAGE	LIFT	

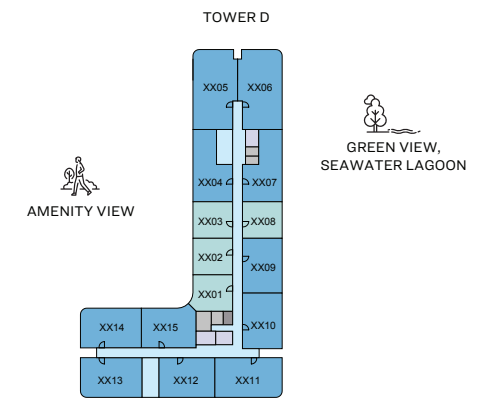
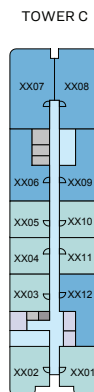
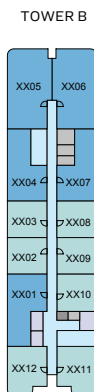
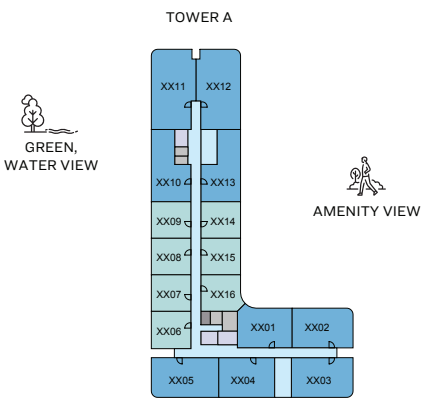
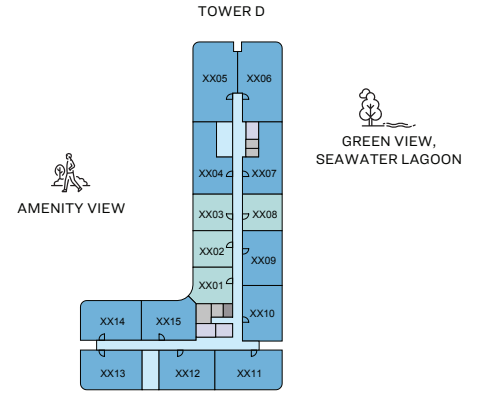
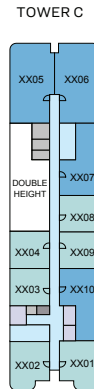
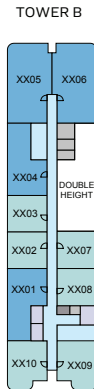
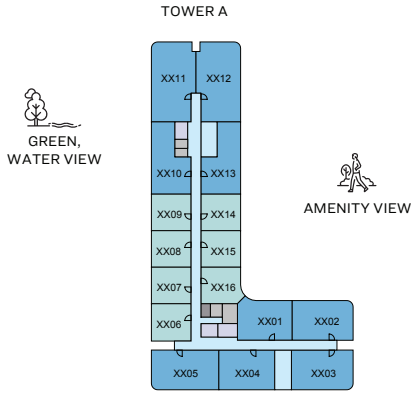
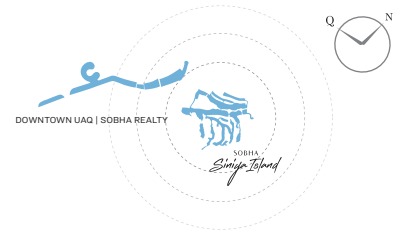
BEACH, SEAWATER LAGOON



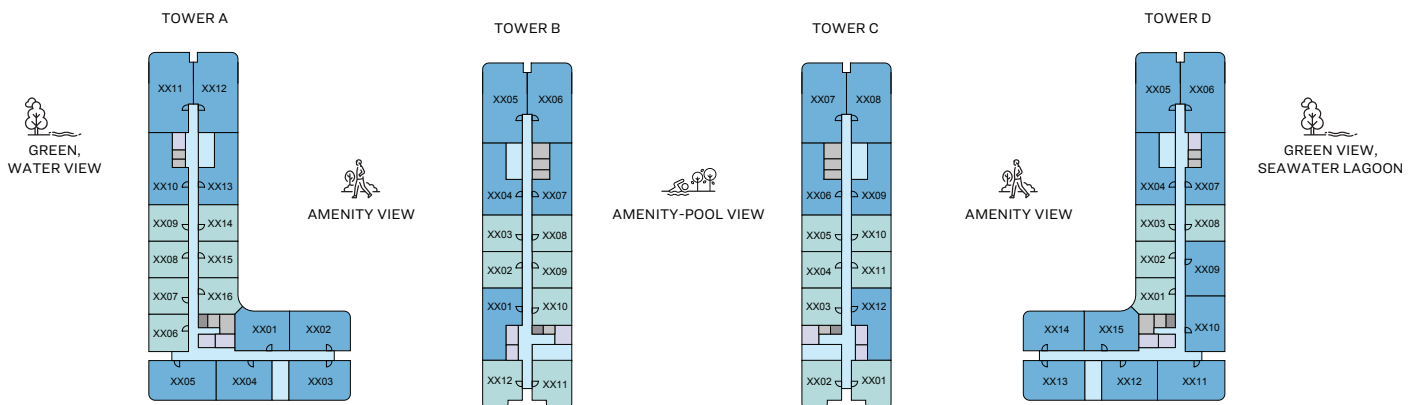
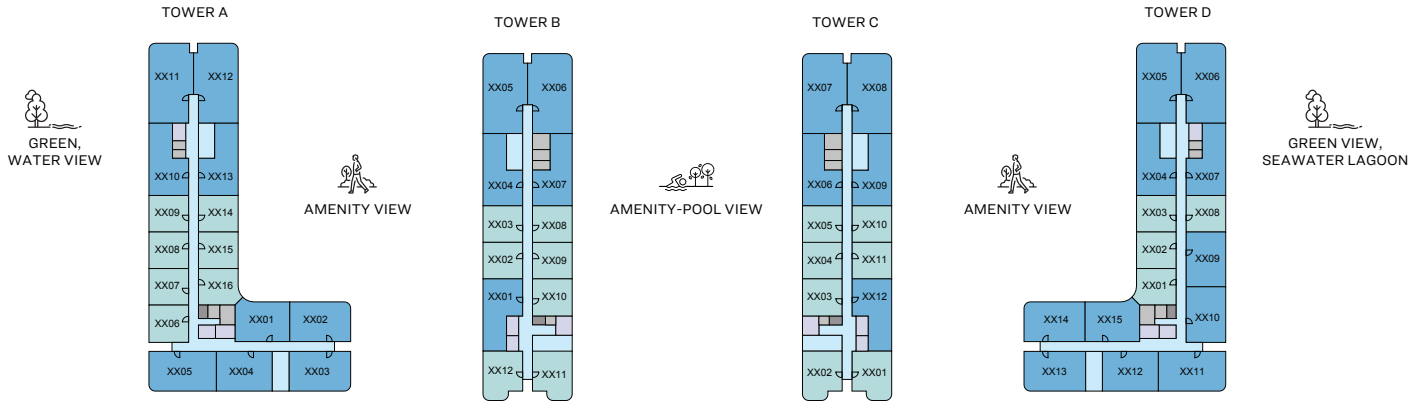
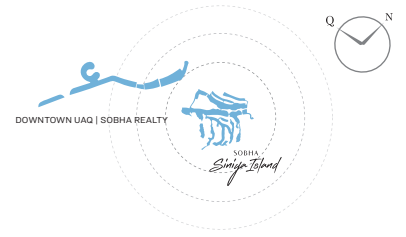
SEAWATER LAGOON



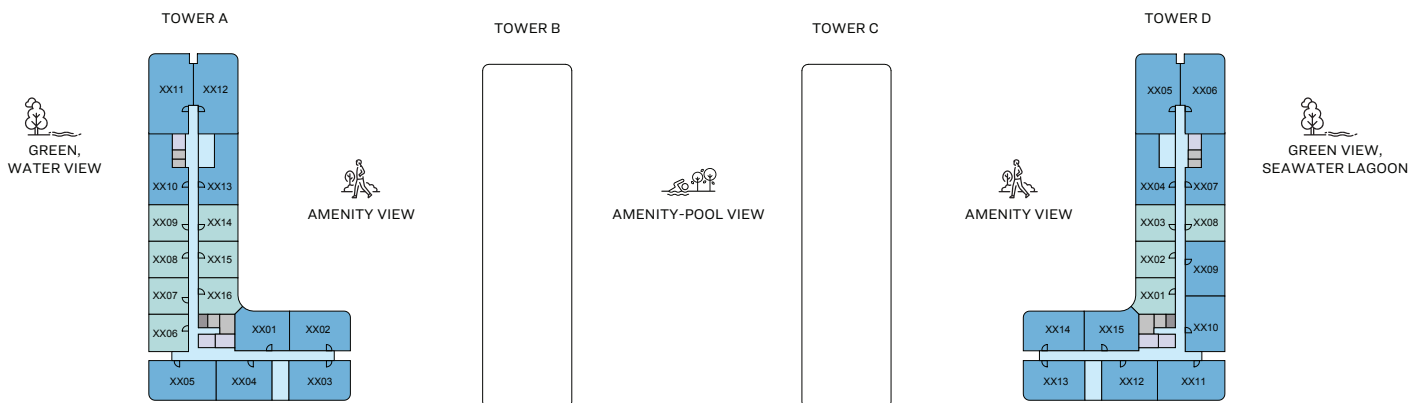
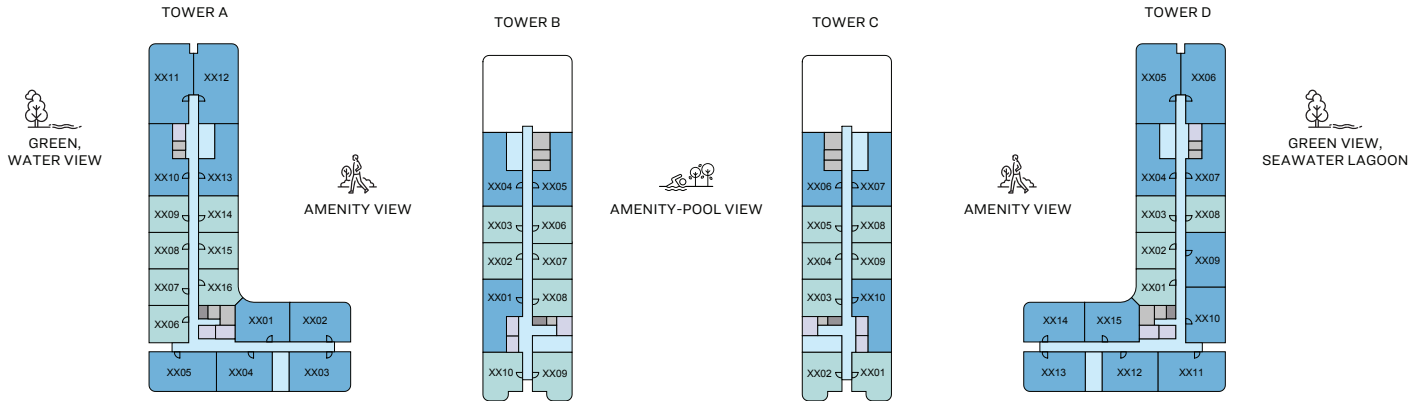
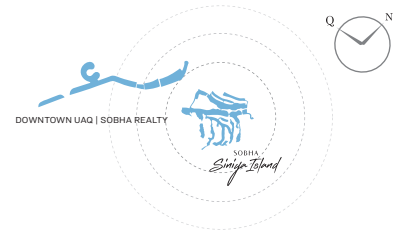
1 BED UNIT
2 BED UNIT
PARKING
CIRCULATION
GARBAGE
SERVICES
LIFT
RETAIL



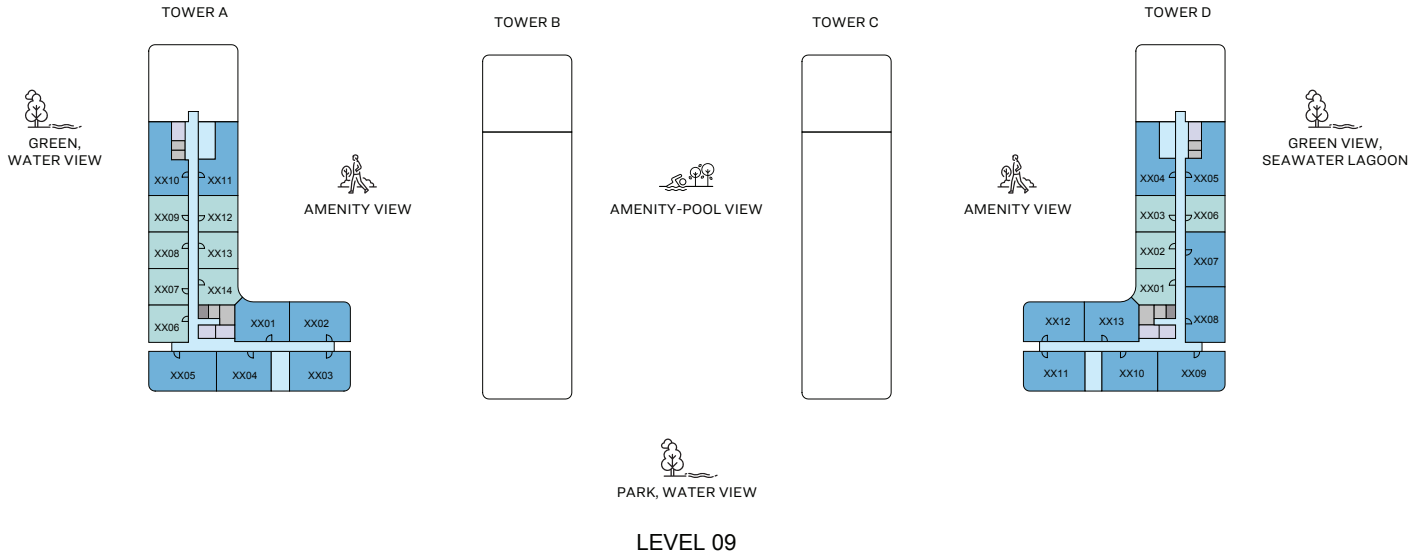
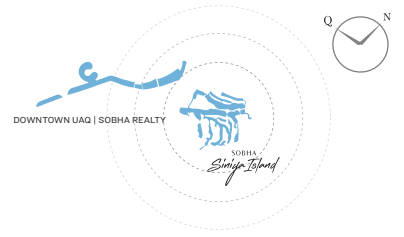
1 BED UNIT	PARKING	GARBAGE	LIFT
2 BED UNIT	CIRCULATION	SERVICES	RETAIL

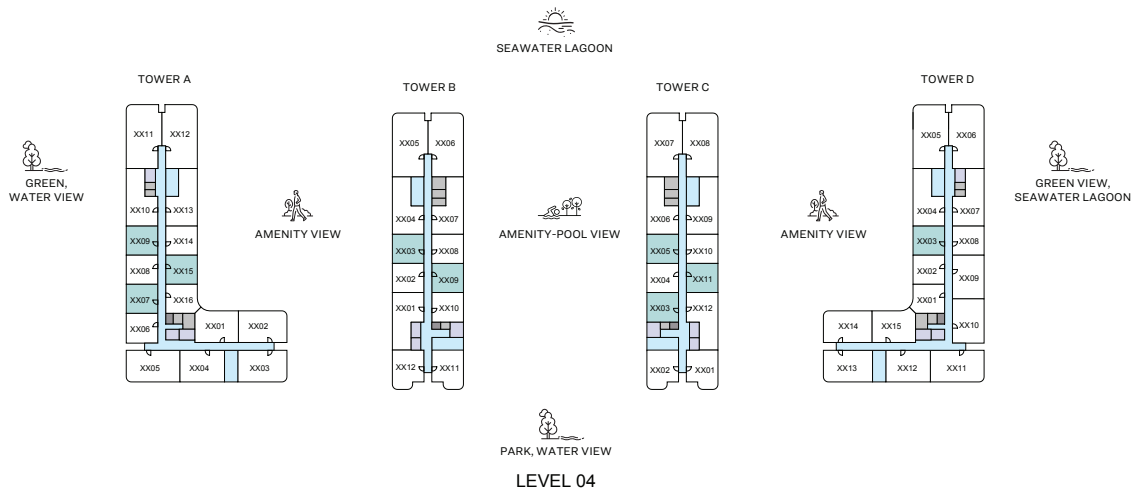
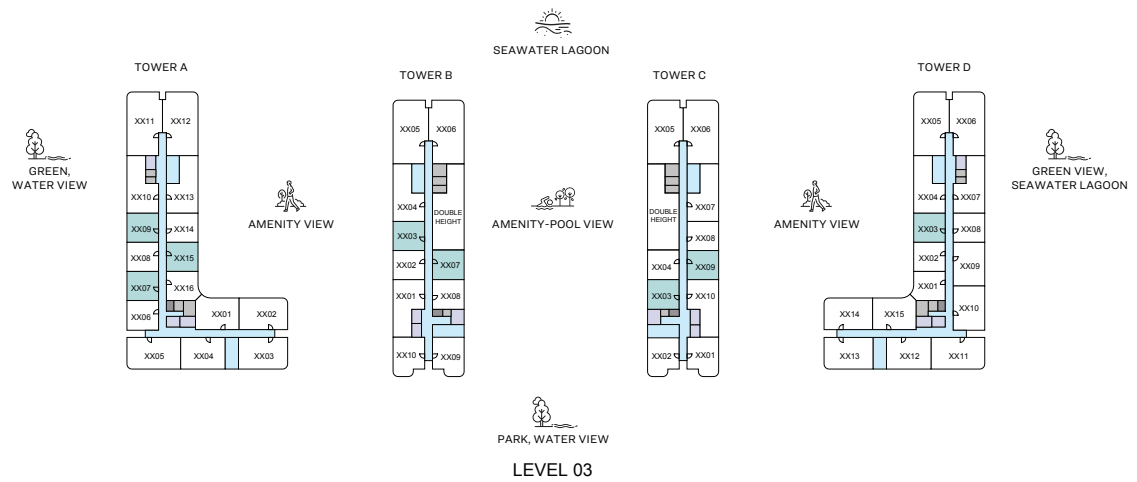
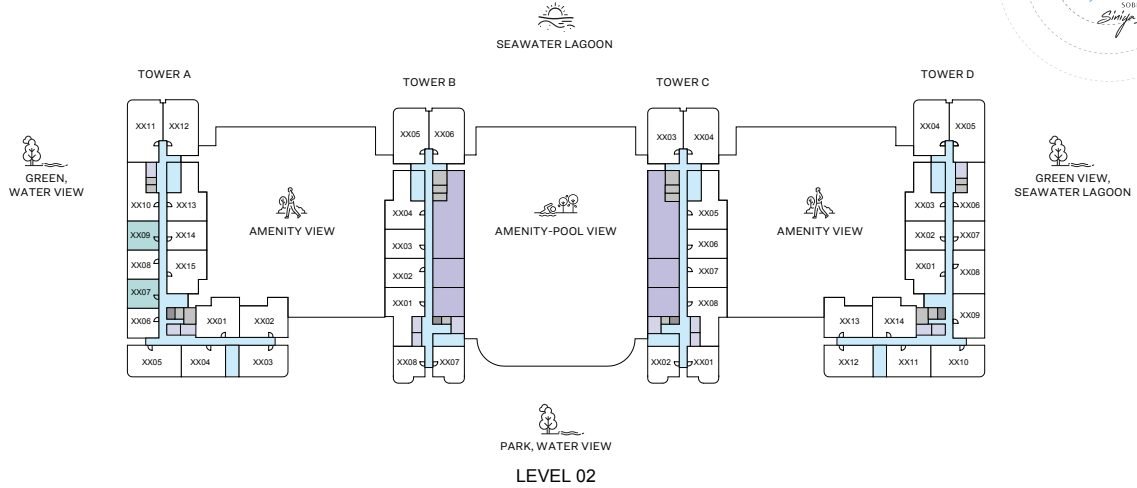
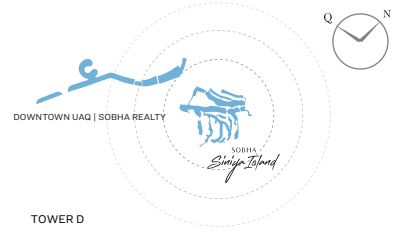


1 BED UNIT	PARKING	GARBAGE	LIFT
2 BED UNIT	CIRCULATION	SERVICES	RETAIL



1 BED UNIT	PARKING	GARBAGE	LIFT
2 BED UNIT	CIRCULATION	SERVICES	RETAIL





1

BEDROOM
APARTMENT

TYPE A

(with powder room + balcony)

TOTAL SALEABLE AREA
SUITE RANGE = 465.00 - 468.23 SQ.FT.
BALCONY RANGE = 47.04 - 47.79 SQ.FT.
TOTAL RANGE = 512.79 - 515.27 SQ.FT.

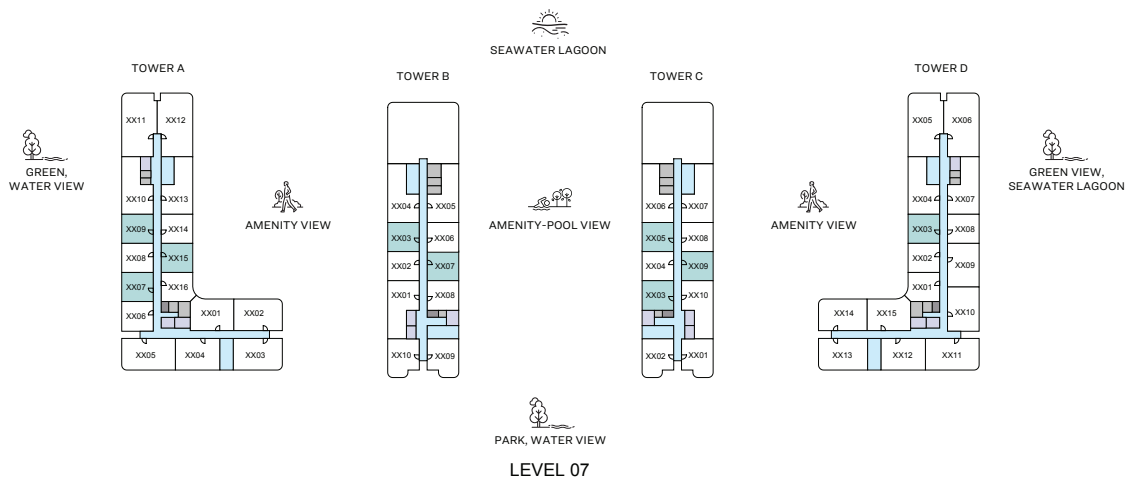
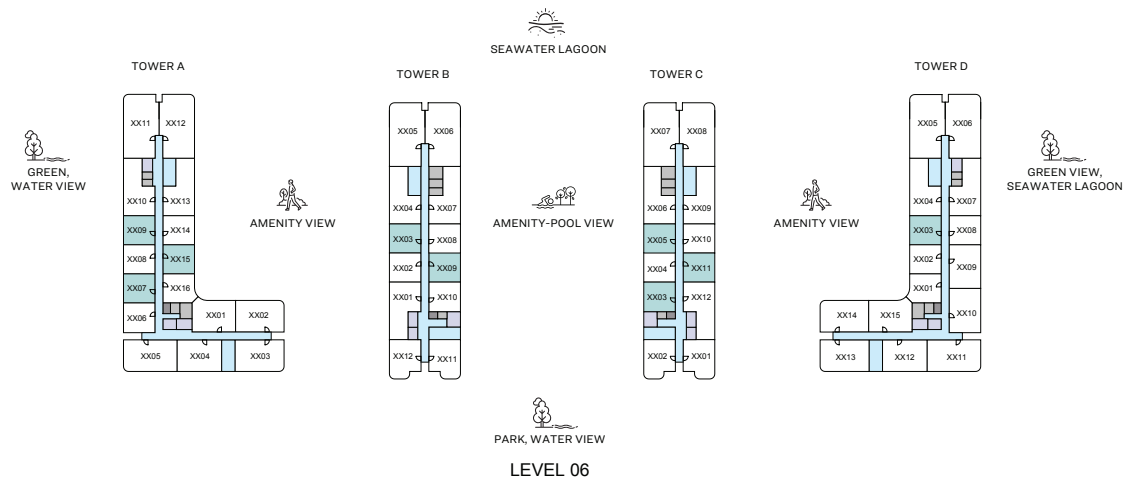
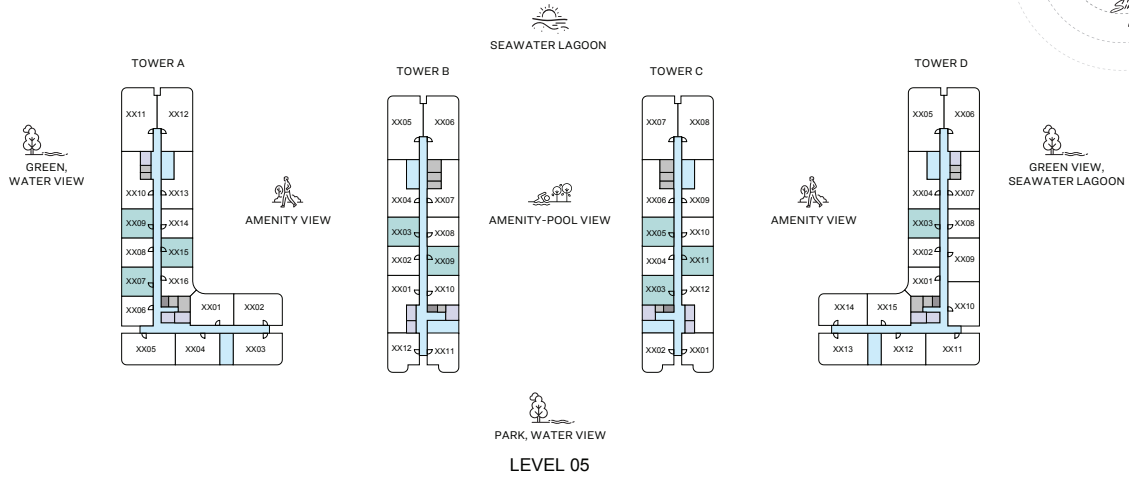
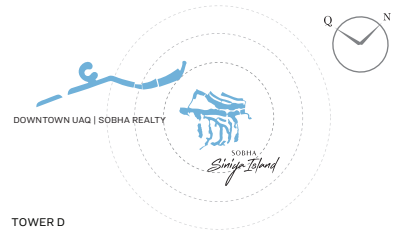
List of unit numbers with this unit plan:

VIEWS

Amenity, Pool, Seawater Lagoon
B-307, C-303, B-409, C-403, C-405, B-509, C-503,
C-505, B-609, C-603, C-605, B-707, C-703, C-705

Amenity, Seawater Lagoon
A-315, B-303, C-309, D-303, A-415, B-403, C-411,
D-403, A-515, B-503, C-511, D-503, A-615, B-603,
C-611, D-603, A-715, B-703, C-709, D-703, A-815,
D-803, A-913, D-903

Green, Water View
A-207, A-209, A-307, A-309, A-407, A-409, A-507,
A-509, A-607, A-609, A-707, A-709, A-807, A-809,
A-907, A-909



1

BEDROOM
APARTMENT

TYPE A

(with powder room + balcony)

TOTAL SALEABLE AREA
SUITE RANGE = 465.00 - 468.23 SQ.FT.
BALCONY RANGE = 47.04 - 47.79 SQ.FT.
TOTAL RANGE = 512.79 - 515.27 SQ.FT.

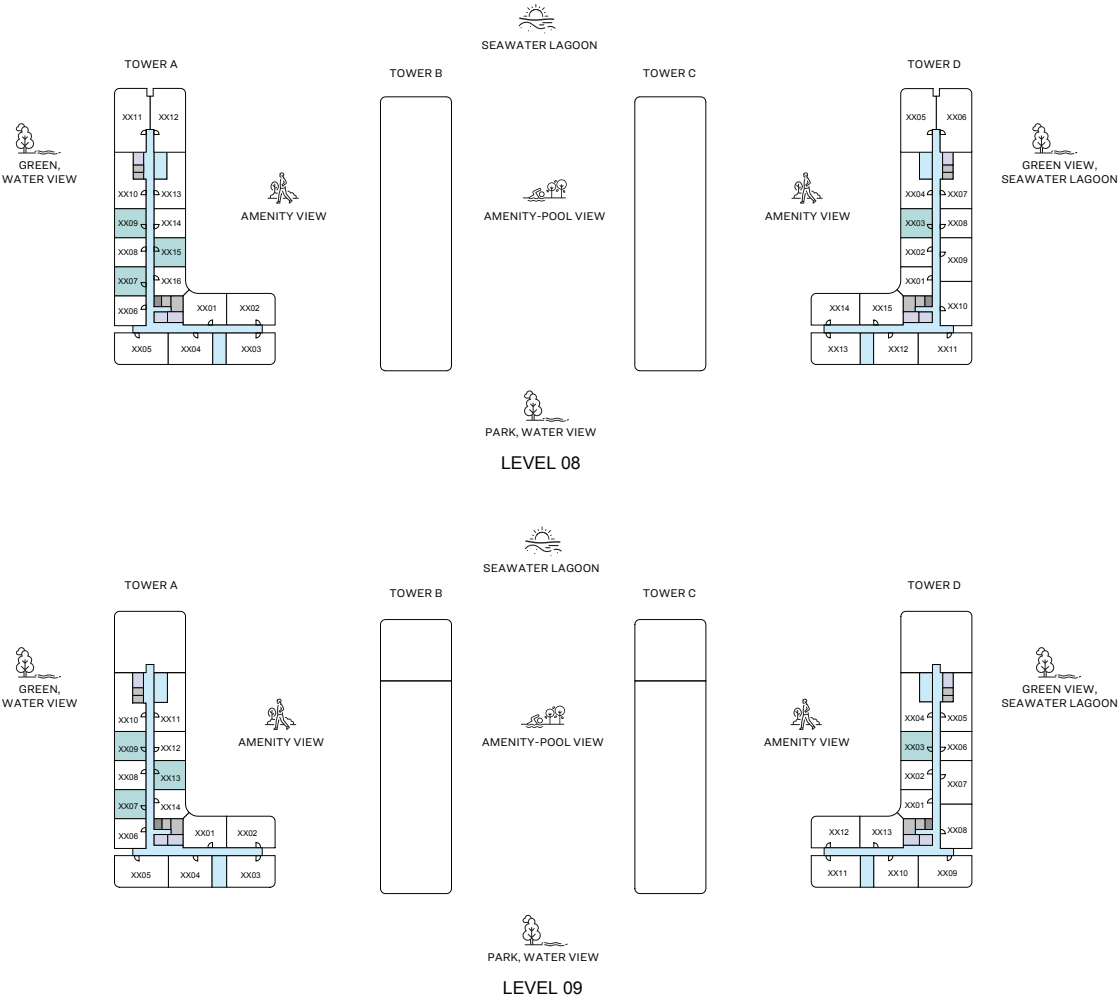
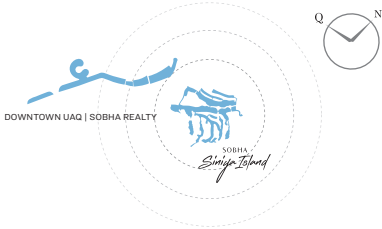
List of unit numbers with this unit plan:

VIEWS

Amenity, Pool, Seawater Lagoon
B-307, C-303, B-409, C-403, C-405, B-509, C-503, C-505, B-609, C-603, C-605, B-707, C-703, C-705

Amenity, Seawater Lagoon
A-315, B-303, C-309, D-303, A-415, B-403, C-411, D-403, A-515, B-503, C-511, D-503, A-615, B-603, C-611, D-603, A-715, B-703, C-709, D-703, A-815, D-803, A-913, D-903

Green, Water View
A-207, A-209, A-307, A-309, A-407, A-409, A-507, A-509, A-607, A-609, A-707, A-709, A-807, A-809, A-907, A-909



1

BEDROOM
APARTMENT

TYPE A

(with powder room + balcony)

TOTAL SALEABLE AREA
SUITE RANGE = 465.00 - 468.23 SQ.FT.
BALCONY RANGE = 47.04 - 47.79 SQ.FT.
TOTAL RANGE = 512.79 - 515.27 SQ.FT.

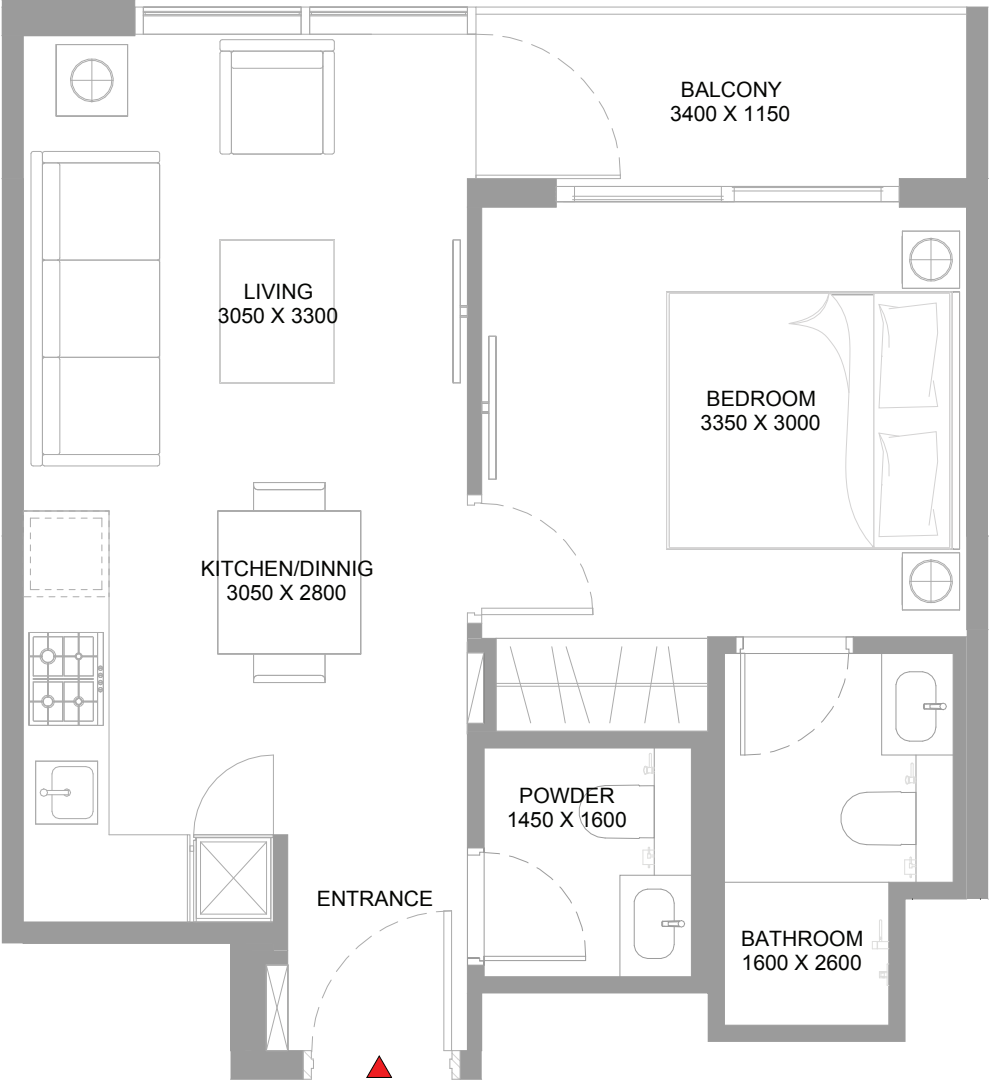
List of unit numbers with this unit plan:

VIEWS

Amenity, Pool, Seawater Lagoon
B-307, C-303, B-409, C-403, C-405, B-509, C-503,
C-505, B-609, C-603, C-605, B-707, C-703, C-705

Amenity, Seawater Lagoon
A-315, B-303, C-309, D-303, A-415, B-403, C-411,
D-403, A-515, B-503, C-511, D-503, A-615, B-603,
C-611, D-603, A-715, B-703, C-709, D-703, A-815,
D-803, A-913, D-903

Green, Water View
A-207, A-209, A-307, A-309, A-407, A-409, A-507,
A-509, A-607, A-609, A-707, A-709, A-807, A-809,
A-907, A-909



1

BEDROOM
APARTMENT

TYPE A

(with powder room + balcony)

TOTAL SALEABLE AREA
SUITE RANGE = 465.00 - 468.23 SQ.FT.
BALCONY RANGE = 47.04 - 47.79 SQ.FT.
TOTAL RANGE = 512.79 - 515.27 SQ.FT.

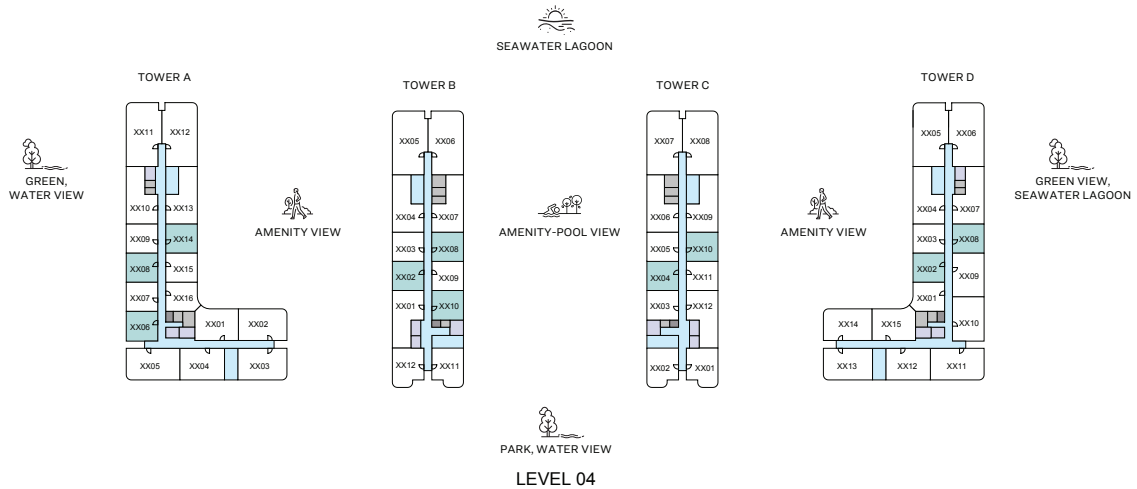
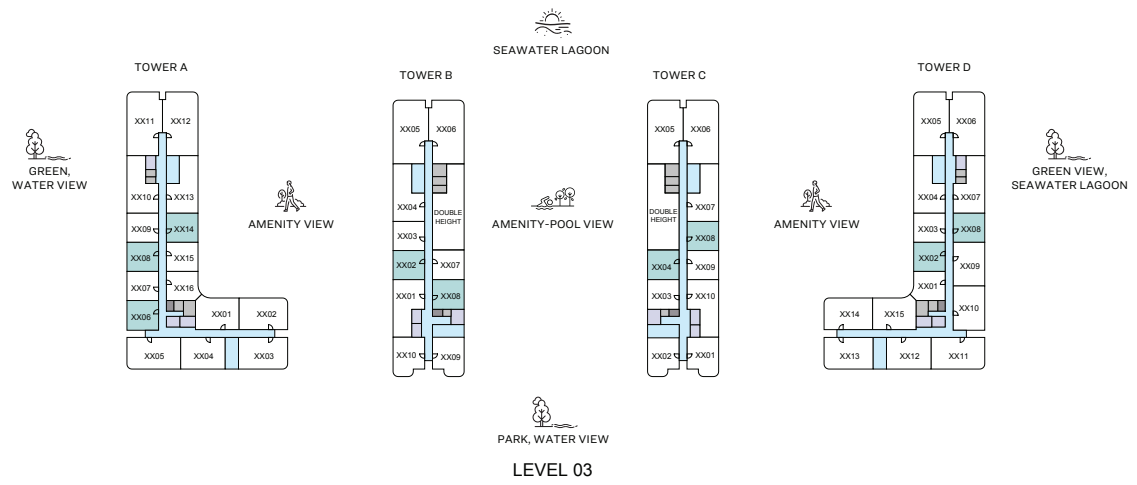
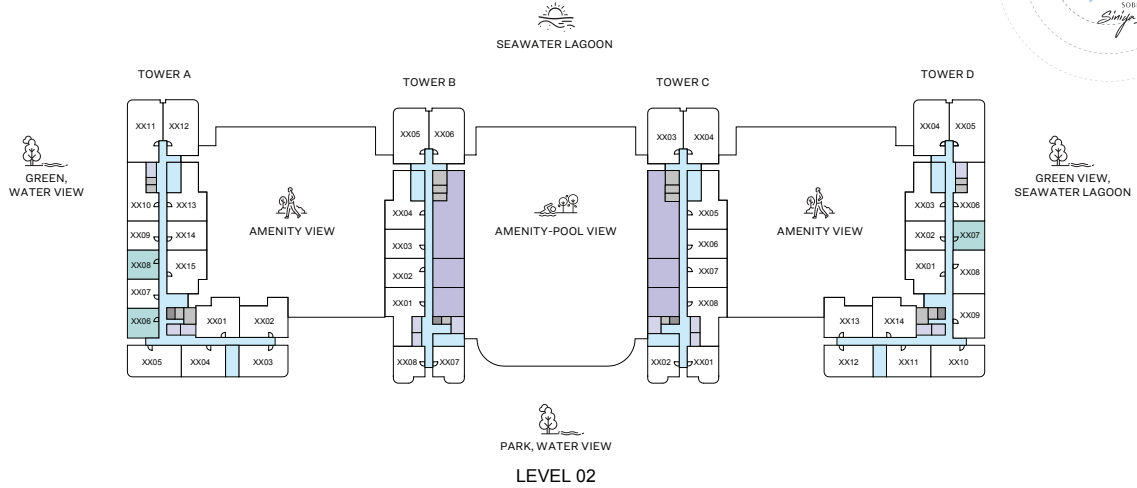
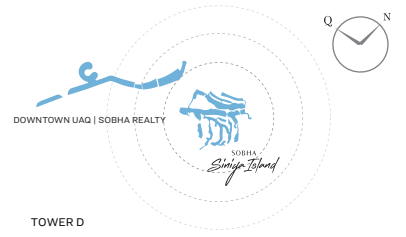
List of unit numbers with this unit plan:

VIEWS

Amenity, Pool, Seawater Lagoon
B-307, C-303, B-409, C-403, C-405, B-509, C-503,
C-505, B-609, C-603, C-605, B-707, C-703, C-705

Amenity, Seawater Lagoon
A-315, B-303, C-309, D-303, A-415, B-403, C-411,
D-403, A-515, B-503, C-511, D-503, A-615, B-603,
C-611, D-603, A-715, B-703, C-709, D-703, A-815,
D-803, A-913, D-903

Green, Water View
A-207, A-209, A-307, A-309, A-407, A-409, A-507,
A-509, A-607, A-609, A-707, A-709, A-807, A-809,
A-907, A-909



1

BEDROOM
APARTMENT

TYPE A VARIANT 1

(with powder room + balcony)

TOTAL SALEABLE AREA
SUITE RANGE = 465.75 - 468.34 SQ.FT.
BALCONY RANGE = 47.04 - 47.79 SQ.FT.
TOTAL RANGE = 513.55 - 515.38 SQ.FT.

List of unit numbers with this unit plan:

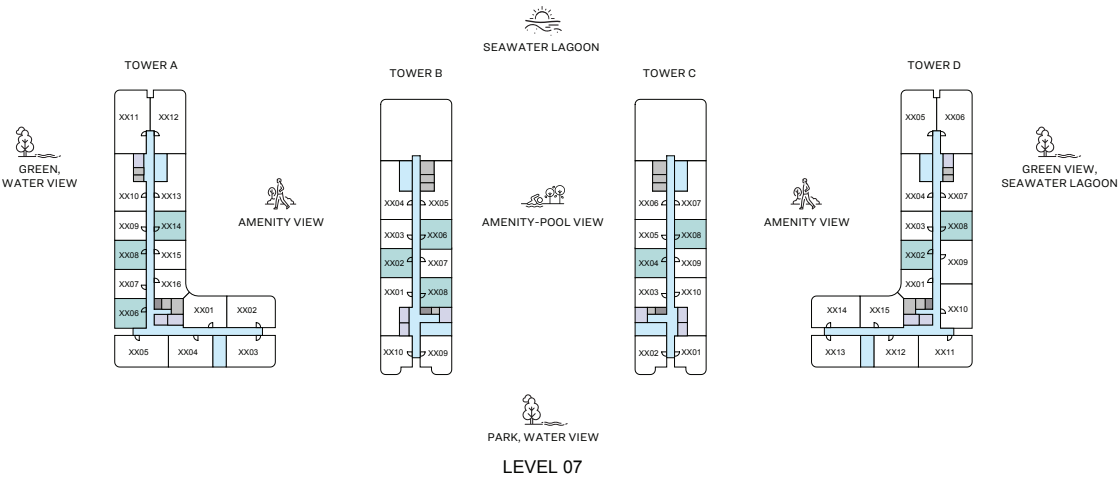
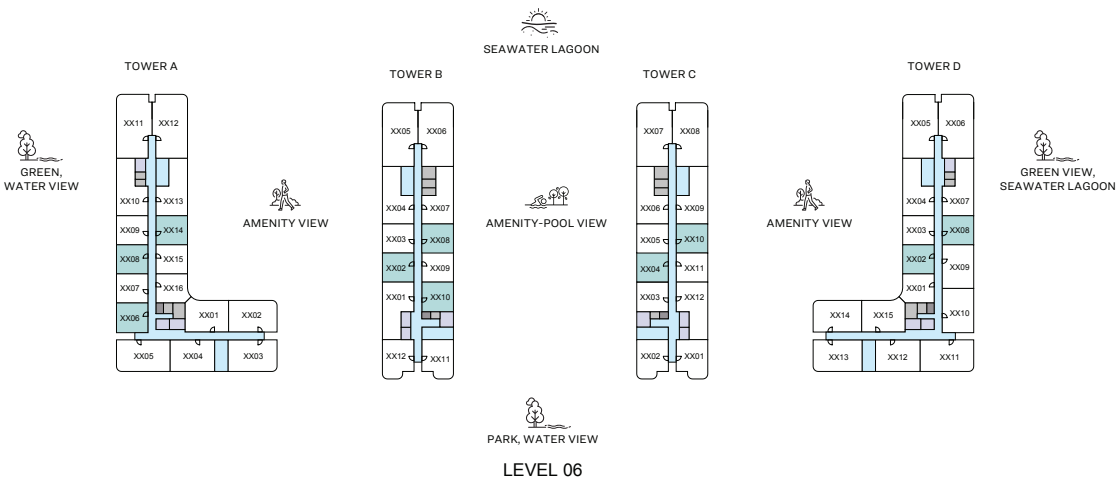
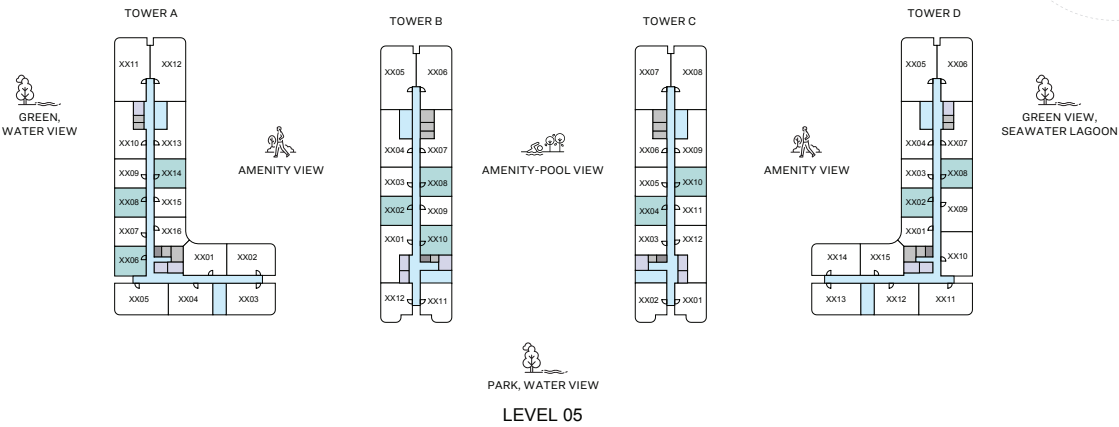
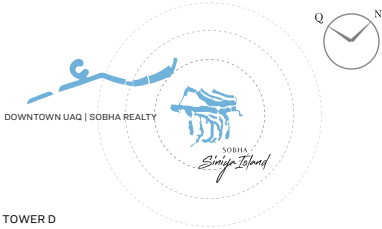
VIEWS

Amenity, Pool, Seawater Lagoon
B-308, C-304, B-408, B-410, C-404, B-508, B-510,
C-504, B-608, B-610, C-604, B-706, B-708, C-704

Amenity, Seawater Lagoon
A-314, B-302, C-308, D-302, A-414, B-402, C-410,
D-402, A-514, B-502, C-510, D-502, A-614, B-602,
C-610, D-602, A-714, B-702, C-708, D-702, A-814,
D-802, A-912, D-902

Green View, Seawater Lagoon
D-207, D-308, D-408, D-508, D-608, D-708,
D-808, D-906

Green, Water View
A-206, A-208, A-306, A-308, A-406, A-408,
A-506, A-508, A-606, A-608, A-706, A-708,
A-806, A-808, A-906, A-908



1

BEDROOM
APARTMENT

TYPE A VARIANT 1

(with powder room + balcony)

TOTAL SALEABLE AREA
SUITE RANGE = 465.75 - 468.34 SQ.FT.
BALCONY RANGE = 47.04 - 47.79 SQ.FT.
TOTAL RANGE = 513.55 - 515.38 SQ.FT.

List of unit numbers with this unit plan:

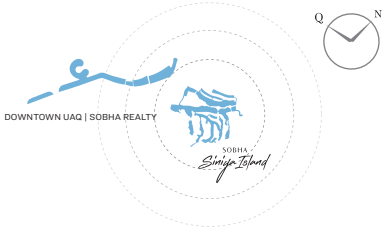
VIEWS

Amenity, Pool, Seawater Lagoon
B-308, C-304, B-408, B-410, C-404, B-508, B-510, C-504, B-608, B-610, C-604, B-706, B-708, C-704

Amenity, Seawater Lagoon
A-314, B-302, C-308, D-302, A-414, B-402, C-410, D-402, A-514, B-502, C-510, D-502, A-614, B-602, C-610, D-602, A-714, B-702, C-708, D-702, A-814, D-802, A-912, D-902

Green View, Seawater Lagoon
D-207, D-308, D-408, D-508, D-608, D-708, D-808, D-906

Green, Water View
A-206, A-208, A-306, A-308, A-406, A-408, A-506, A-508, A-606, A-608, A-706, A-708, A-806, A-808, A-906, A-908



1

BEDROOM
APARTMENT

TYPE A VARIANT 1

(with powder room + balcony)

TOTAL SALEABLE AREA
SUITE RANGE = 465.75 - 468.34 SQ.FT.
BALCONY RANGE = 47.04 - 47.79 SQ.FT.
TOTAL RANGE = 513.55 - 515.38 SQ.FT.

List of unit numbers with this unit plan:

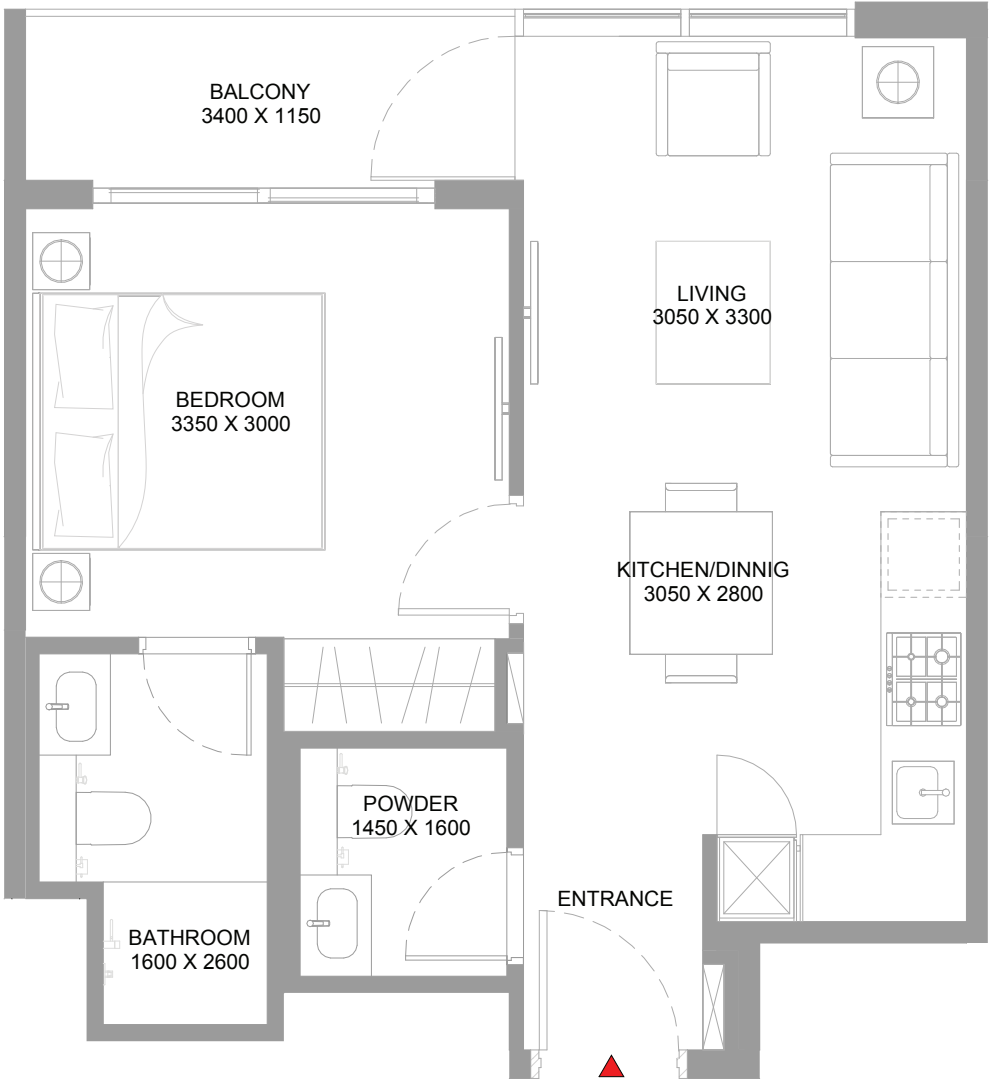
VIEWS

Amenity, Pool, Seawater Lagoon
B-308, C-304, B-408, B-410, C-404, B-508, B-510,
C-504, B-608, B-610, C-604, B-706, B-708, C-704

Amenity, Seawater Lagoon
A-314, B-302, C-308, D-302, A-414, B-402, C-410,
D-402, A-514, B-502, C-510, D-502, A-614, B-602,
C-610, D-602, A-714, B-702, C-708, D-702, A-814,
D-802, A-912, D-902

Green View, Seawater Lagoon
D-207, D-308, D-408, D-508, D-608, D-708,
D-808, D-906

Green, Water View
A-206, A-208, A-306, A-308, A-406, A-408,
A-506, A-508, A-606, A-608, A-706, A-708,
A-806, A-808, A-906, A-908



1
BEDROOM
APARTMENT

TYPE A
VARIANT 1
(with powder room + balcony)

TOTAL SALEABLE AREA
SUITE RANGE = 465.75 - 468.34 SQ.FT.
BALCONY RANGE = 47.04 - 47.79 SQ.FT.
TOTAL RANGE = 513.55 - 515.38 SQ.FT.

List of unit numbers with this unit plan:

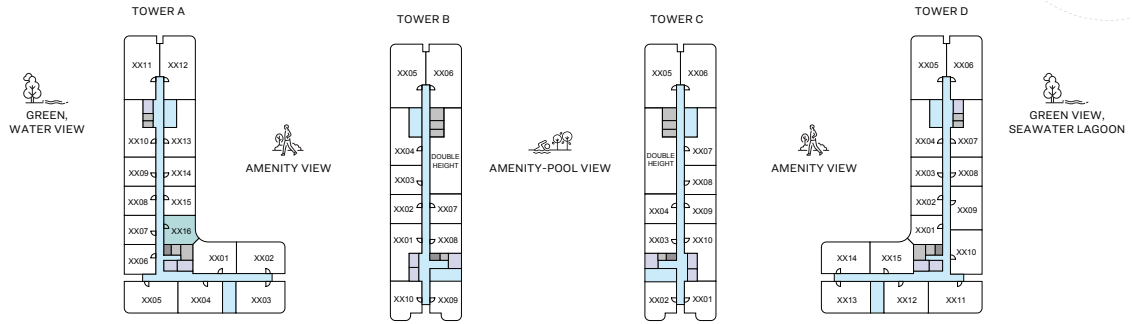
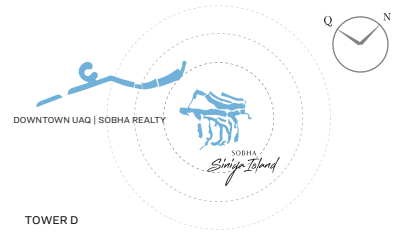
VIEWS

Amenity, Pool, Seawater Lagoon
B-308, C-304, B-408, B-410, C-404, B-508, B-510,
C-504, B-608, B-610, C-604, B-706, B-708, C-704

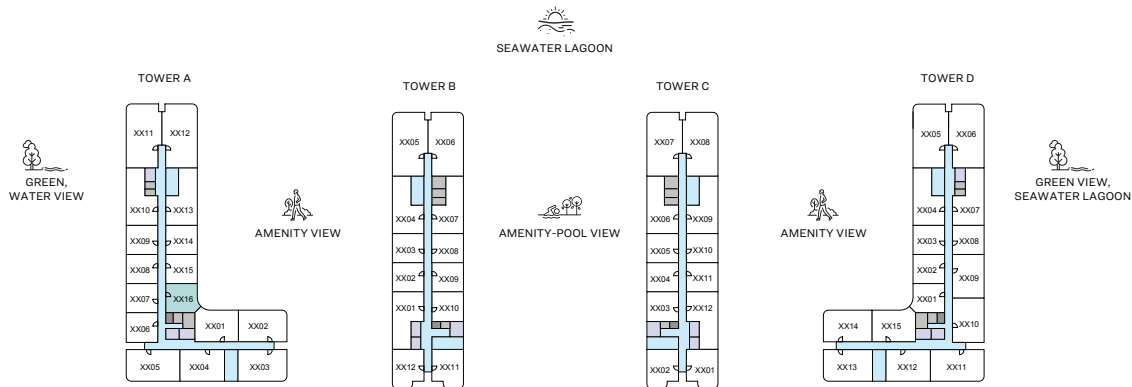
Amenity, Seawater Lagoon
A-314, B-302, C-308, D-302, A-414, B-402, C-410,
D-402, A-514, B-502, C-510, D-502, A-614, B-602,
C-610, D-602, A-714, B-702, C-708, D-702, A-814,
D-802, A-912, D-902

Green View, Seawater Lagoon
D-207, D-308, D-408, D-508, D-608, D-708,
D-808, D-906

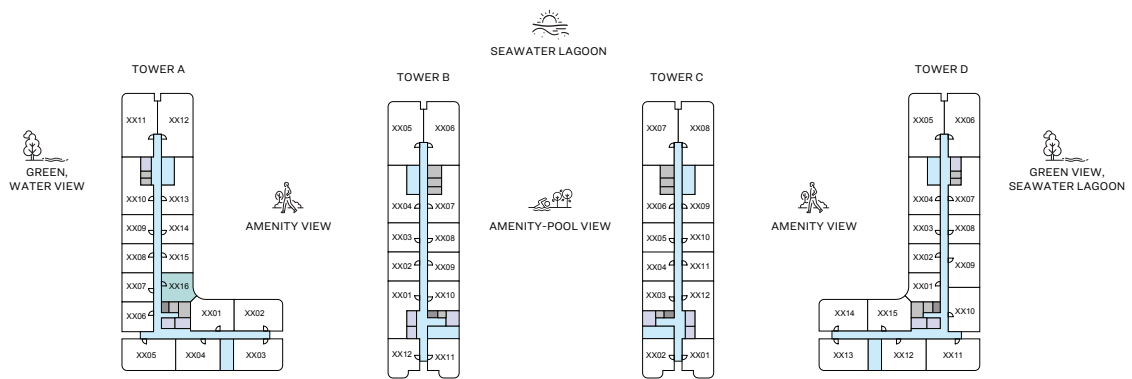
Green, Water View
A-206, A-208, A-306, A-308, A-406, A-408,
A-506, A-508, A-606, A-608, A-706, A-708,
A-806, A-808, A-906, A-908



LEVEL 03



LEVEL 04



LEVEL 05

1

BEDROOM
APARTMENT

TYPE B

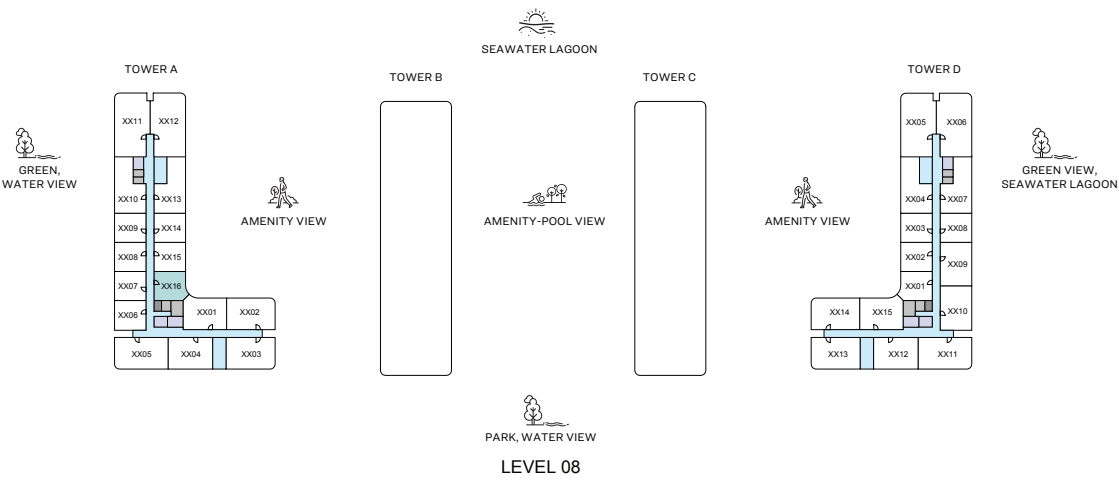
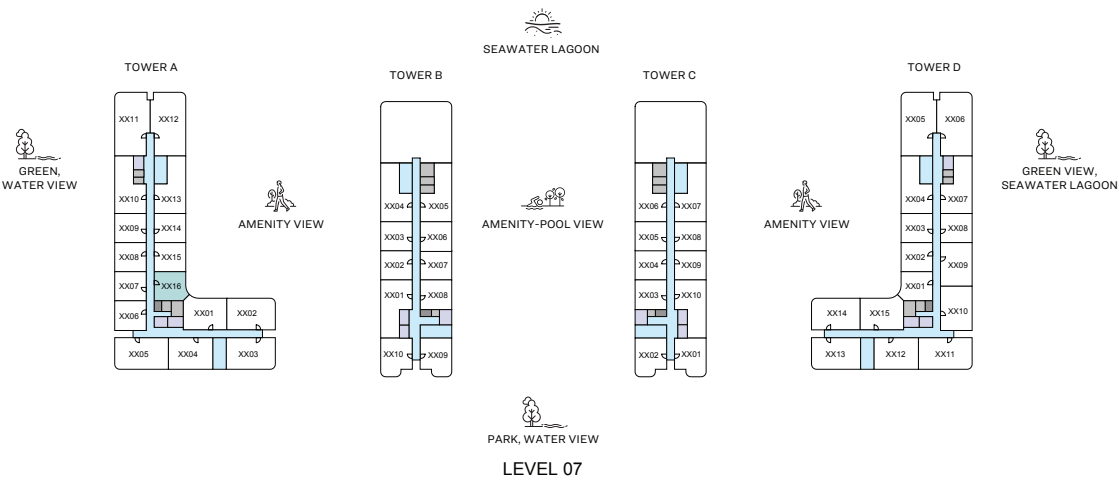
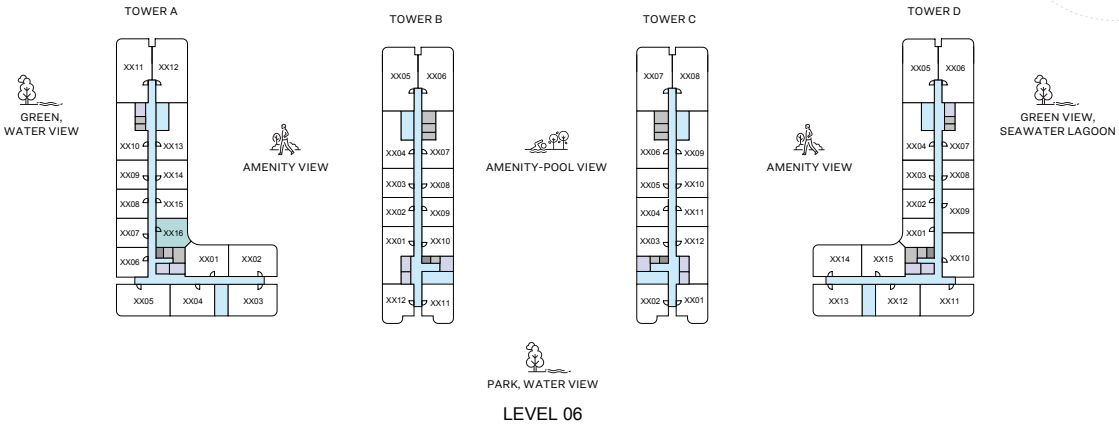
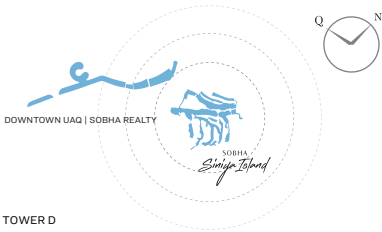
(with powder room + balcony)

List of unit numbers with this unit plan:

VIEWS

Amenity, Seawater Lagoon
A-316, A-416, A-516, A-616, A-716, A-816, A-914

TOTAL SALEABLE AREA
SUITE RANGE = 465.43 - 467.37 SQ.FT.
BALCONY = 55.76 SQ.FT.
TOTAL RANGE = 521.19 - 523.13 SQ.FT.



1

BEDROOM
APARTMENT

TYPE B

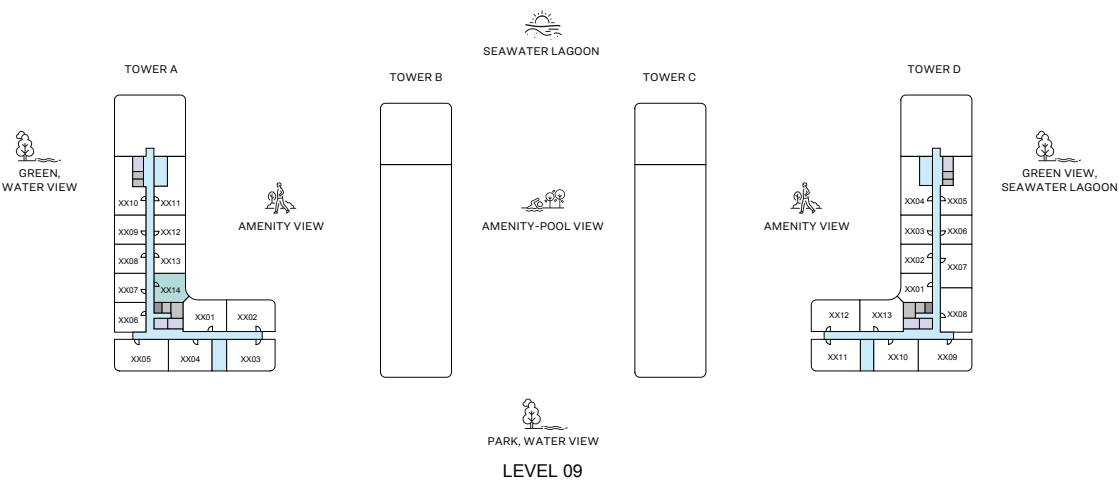
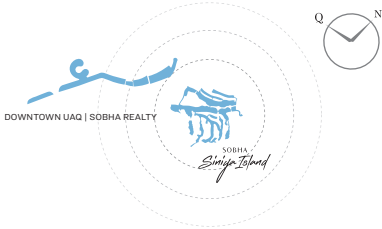
(with powder room + balcony)

List of unit numbers with this unit plan:

VIEWS

Amenity, Seawater Lagoon
A-316, A-416, A-516, A-616, A-716, A-816, A-914

TOTAL SALEABLE AREA
SUITE RANGE = 465.43 - 467.37 SQ.FT.
BALCONY = 55.76 SQ.FT.
TOTAL RANGE = 521.19 - 523.13 SQ.FT.



1

BEDROOM
APARTMENT

TYPE B

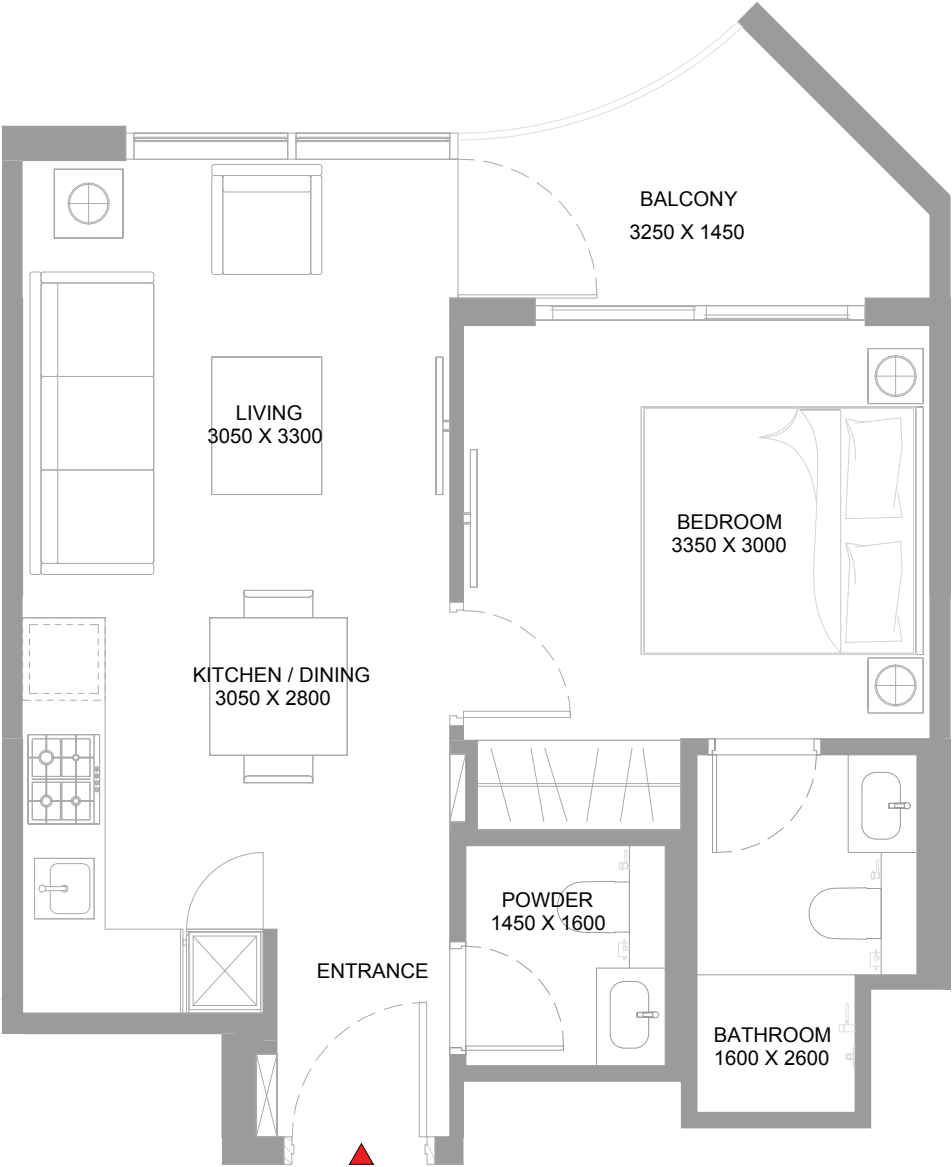
(with powder room + balcony)

TOTAL SALEABLE AREA
SUITE RANGE = 465.43 - 467.37 SQ.FT.
BALCONY = 55.76 SQ.FT.
TOTAL RANGE = 521.19 - 523.13 SQ.FT.

List of unit numbers with this unit plan:

VIEWS

Amenity, Seawater Lagoon
A-316, A-416, A-516, A-616, A-716, A-816, A-914



1

BEDROOM
APARTMENT

TYPE B

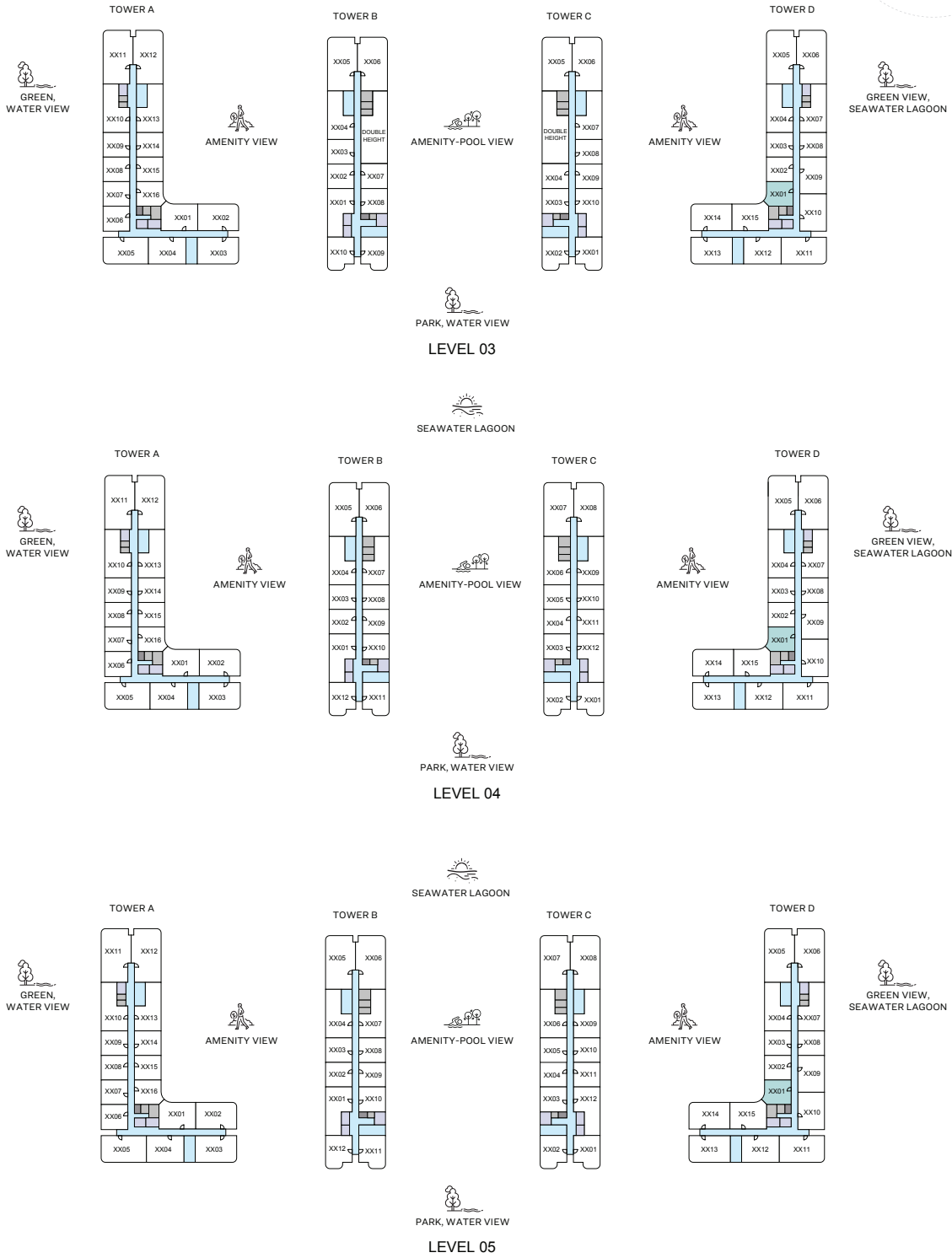
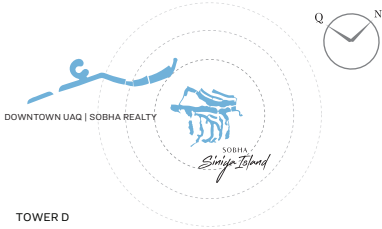
(with powder room + balcony)

TOTAL SALEABLE AREA
SUITE RANGE = 465.43 - 467.37 SQ.FT.
BALCONY = 55.76 SQ.FT.
TOTAL RANGE = 521.19 - 523.13 SQ.FT.

List of unit numbers with this unit plan:

VIEWS

Amenity, Seawater Lagoon
A-316, A-416, A-516, A-616, A-716, A-816, A-914



1
BEDROOM
APARTMENT

TYPE B VARIANT 1

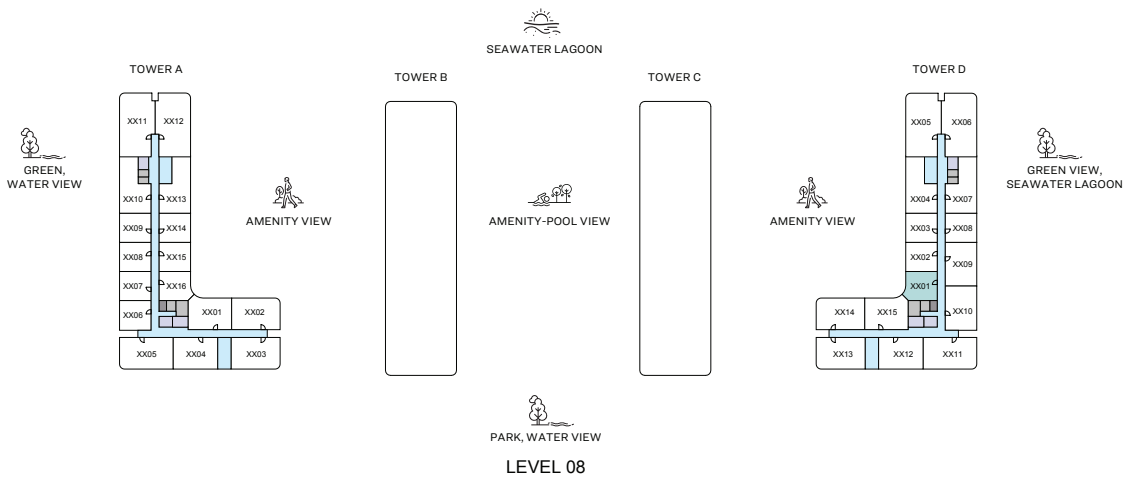
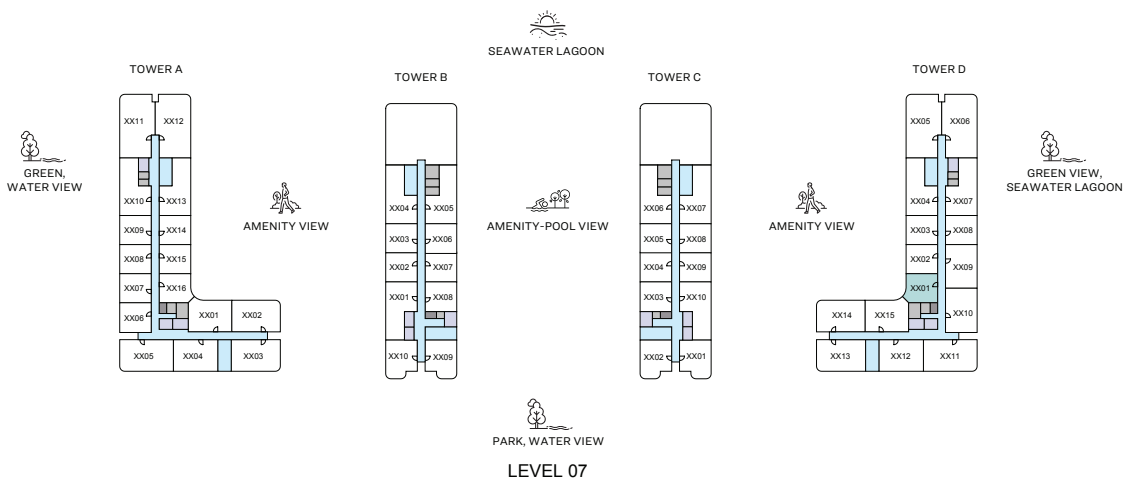
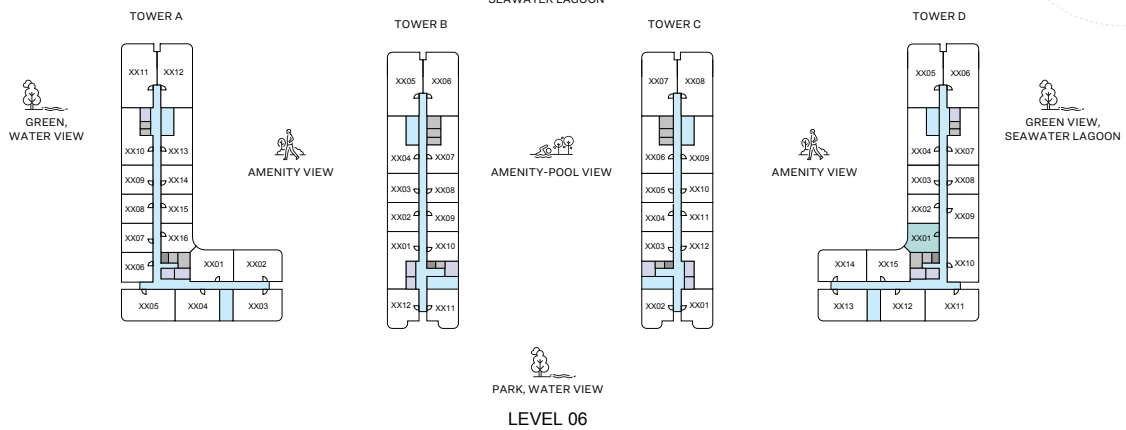
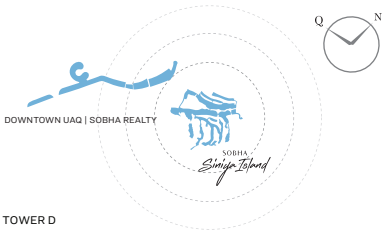
(with powder room + balcony)

TOTAL SALEABLE AREA
SUITE RANGE = 466.18 - 467.48 SQ.FT.
BALCONY = 55.76 SQ.FT.
TOTAL RANGE = 521.94 - 523.23 SQ.FT.

List of unit numbers with this unit plan:

VIEWS

Amenity, Seawater Lagoon
D-301, D-401, D-501, D-601, D-701, D-801, D-901



1

BEDROOM
APARTMENT

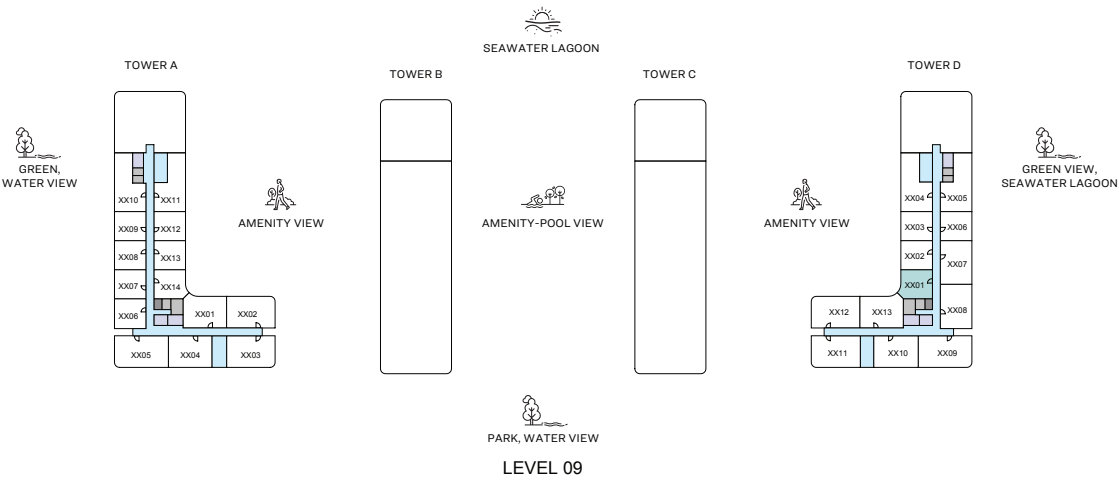
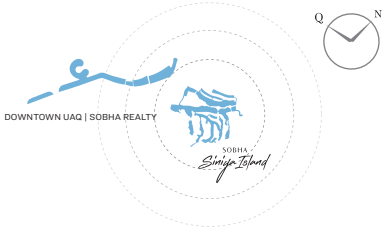
TYPE B VARIANT 1

(with powder room + balcony)

TOTAL SALEABLE AREA
SUITE RANGE = 466.18 - 467.48 SQ.FT.
BALCONY = 55.76 SQ.FT.
TOTAL RANGE = 521.94 - 523.23 SQ.FT.

List of unit numbers with this unit plan:

VIEWS
Amenity, Seawater Lagoon
D-301, D-401, D-501, D-601, D-701, D-801, D-901



1

BEDROOM
APARTMENT

TYPE B VARIANT 1

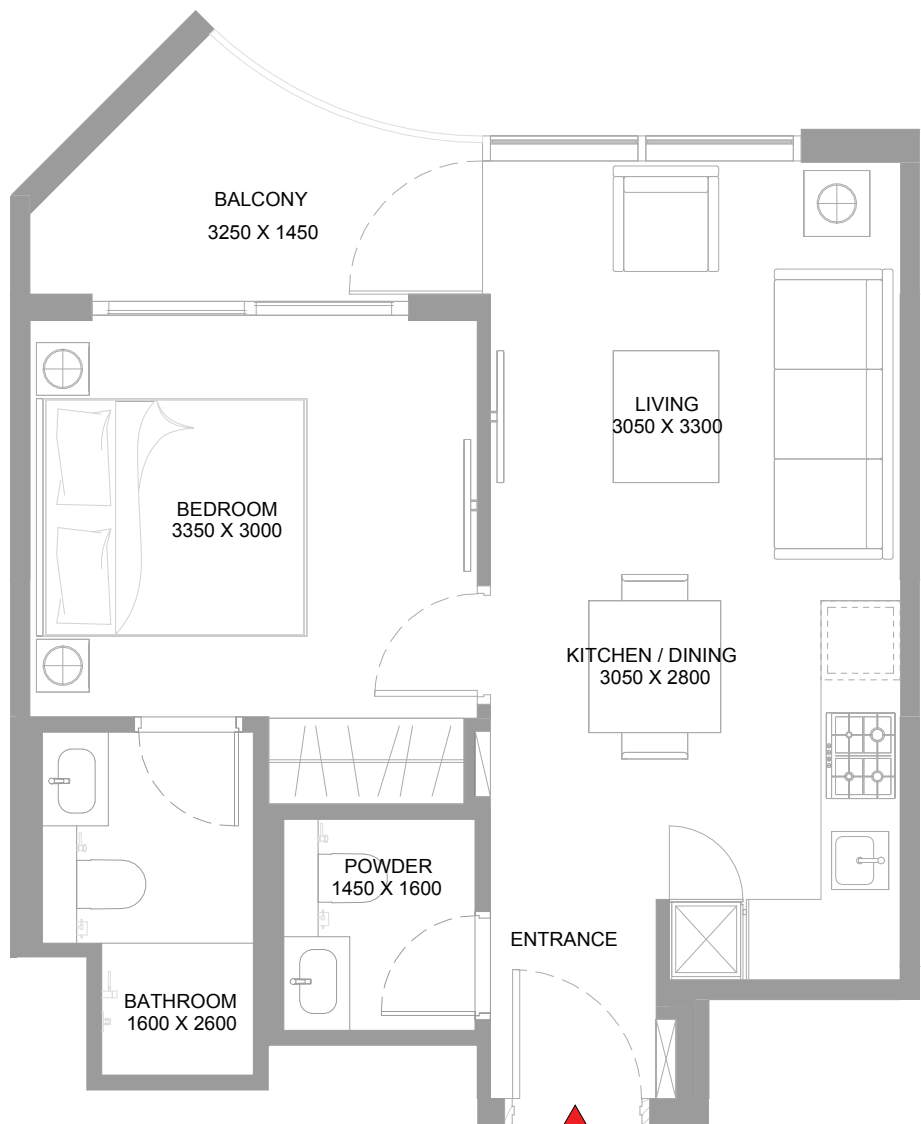
(with powder room + balcony)

TOTAL SALEABLE AREA
SUITE RANGE = 466.18 - 467.48 SQ.FT.
BALCONY = 55.76 SQ.FT.
TOTAL RANGE = 521.94 - 523.23 SQ.FT.

List of unit numbers with this unit plan:

VIEWS

Amenity, Seawater Lagoon
D-301, D-401, D-501, D-601, D-701, D-801, D-901



1

BEDROOM
APARTMENT

TYPE B VARIANT 1

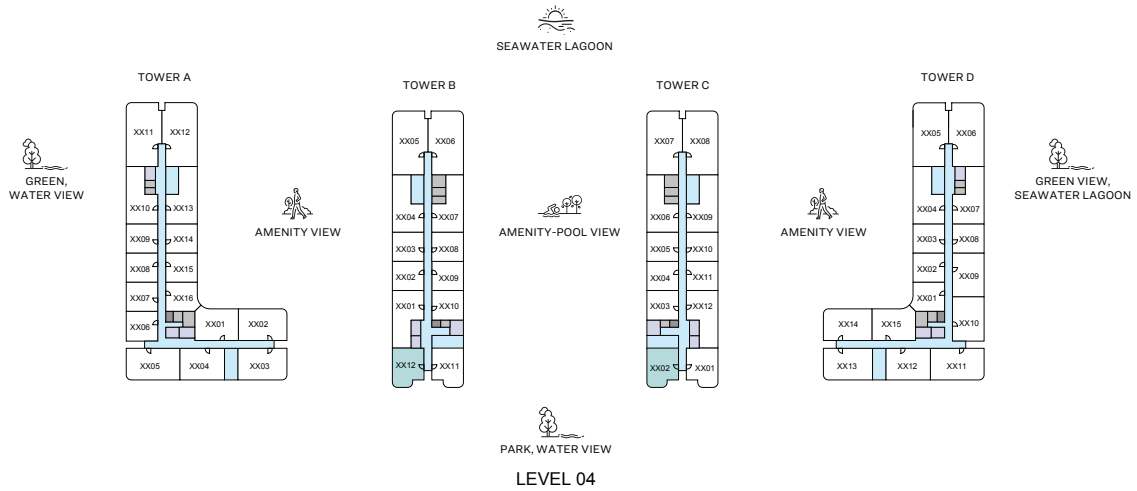
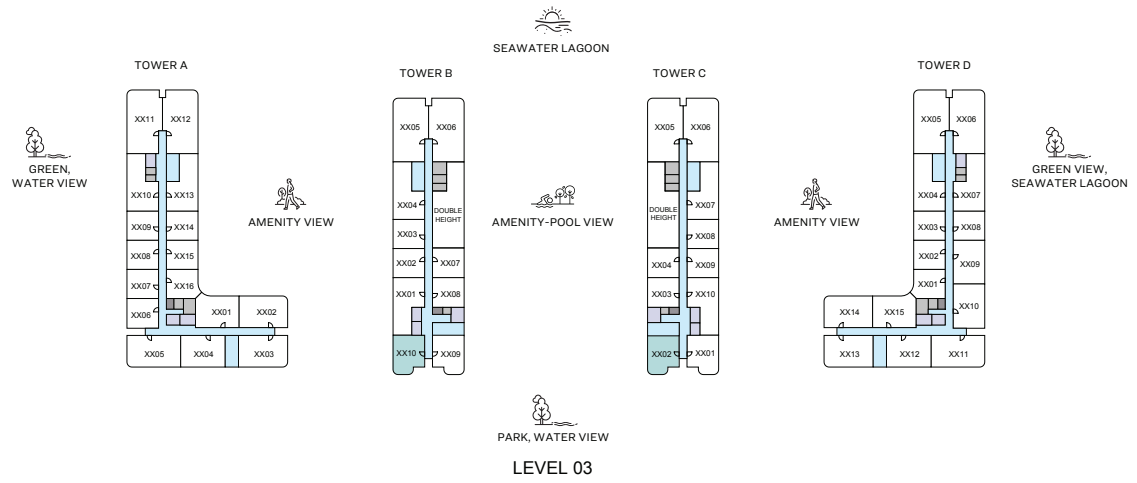
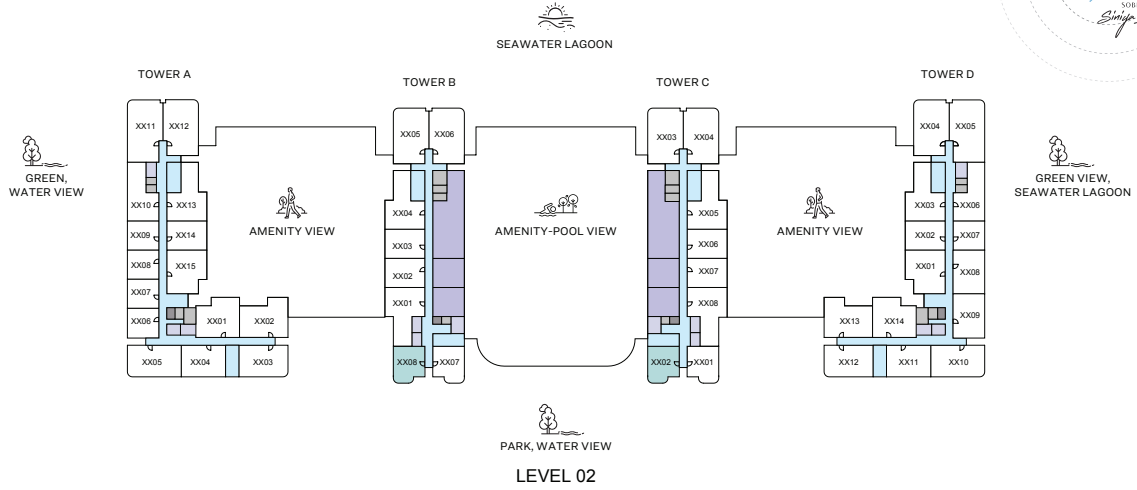
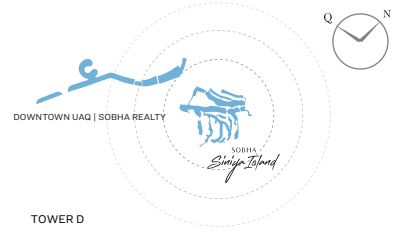
(with powder room + balcony)

TOTAL SALEABLE AREA
SUITE RANGE = 466.18 - 467.48 SQ.FT.
BALCONY = 55.76 SQ.FT.
TOTAL RANGE = 521.94 - 523.23 SQ.FT.

List of unit numbers with this unit plan:

VIEWS

Amenity, Seawater Lagoon
D-301, D-401, D-501, D-601, D-701, D-801, D-901



1

BEDROOM
APARTMENT

TYPE C

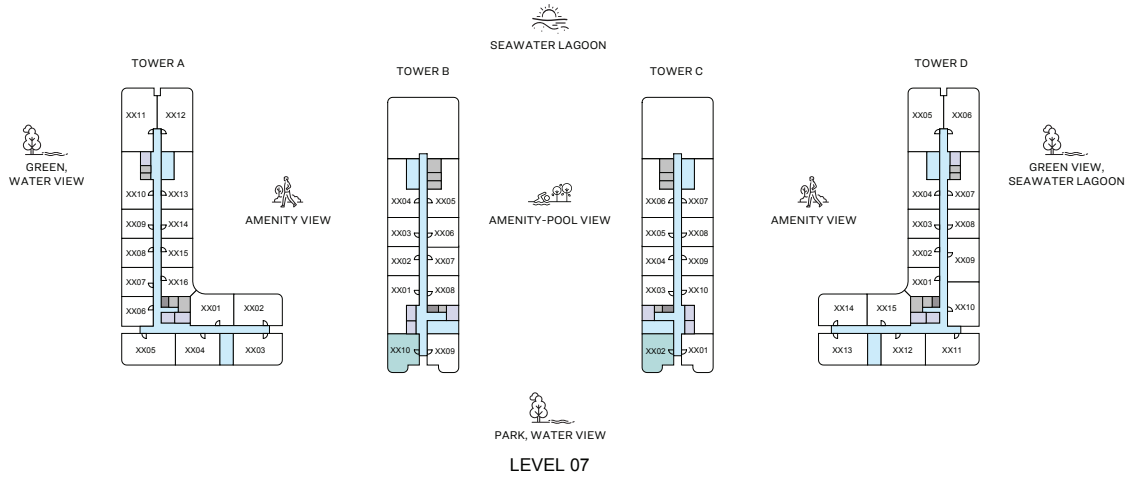
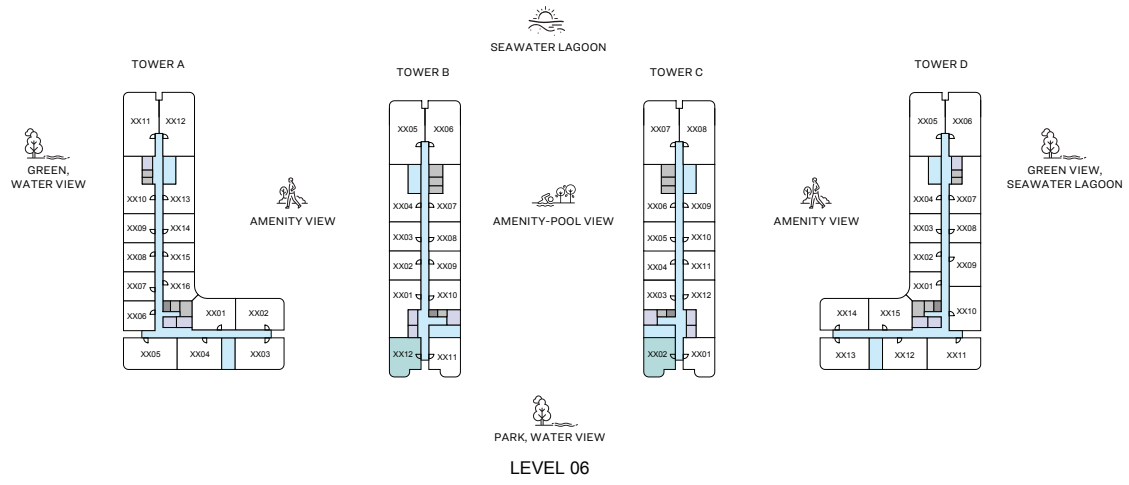
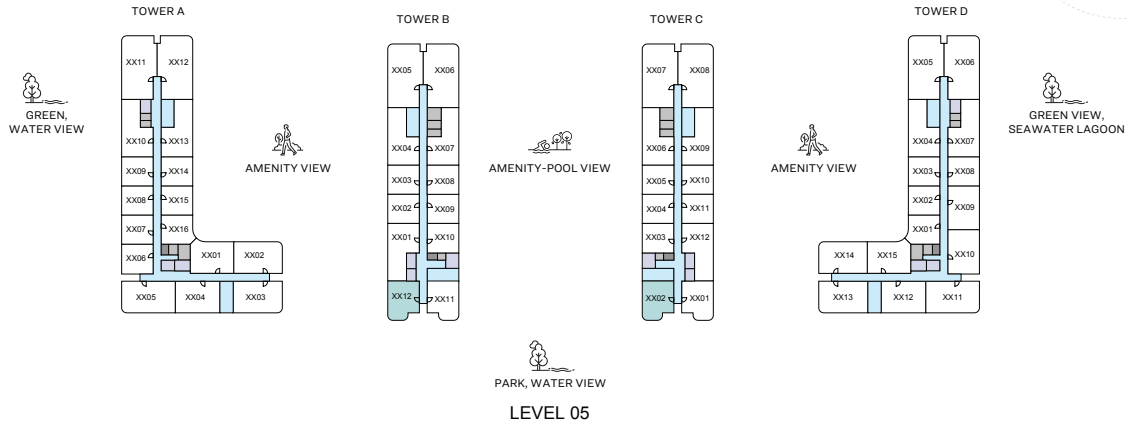
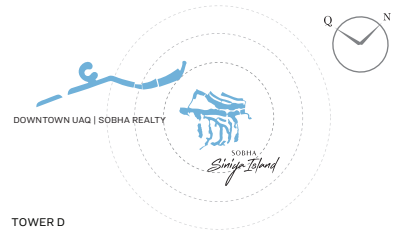
(with powder room + balcony)

TOTAL SALEABLE AREA
SUITE RANGE = 547.02 - 548.42 SQ.FT.
BALCONY = 72.55 SQ.FT.
TOTAL RANGE = 619.57 - 620.97 SQ.FT.

List of unit numbers with this unit plan:

VIEWS

Park, Water View
B-208, C-202, B-310, C-302, B-412, C-402, B-512, C-502, B-612, C-602, B-710, C-702



1
BEDROOM
APARTMENT

TYPE C

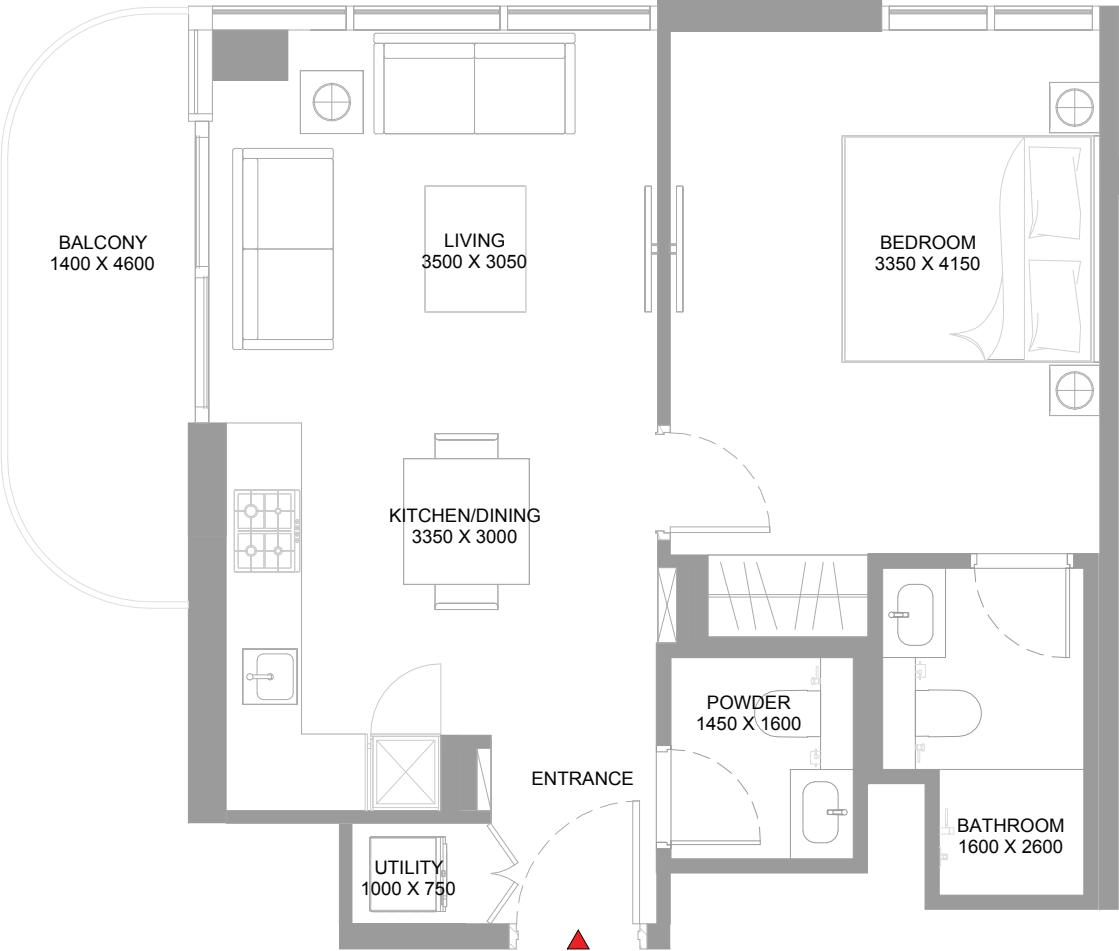
(with powder room + balcony)

TOTAL SALEABLE AREA
SUITE RANGE = 547.02 - 548.42 SQ.FT.
BALCONY = 72.55 SQ.FT.
TOTAL RANGE = 619.57 - 620.97 SQ.FT.

List of unit numbers with this unit plan:

VIEWS

Park, Water View
B-208, C-202, B-310, C-302, B-412, C-402, B-512, C-502, B-612, C-602, B-710, C-702



1

BEDROOM
APARTMENT

TYPE C

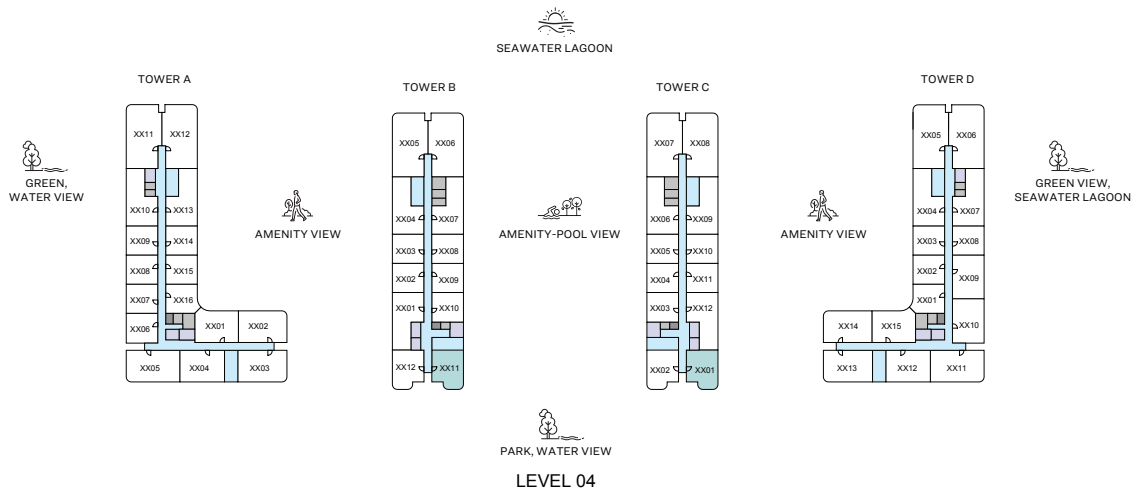
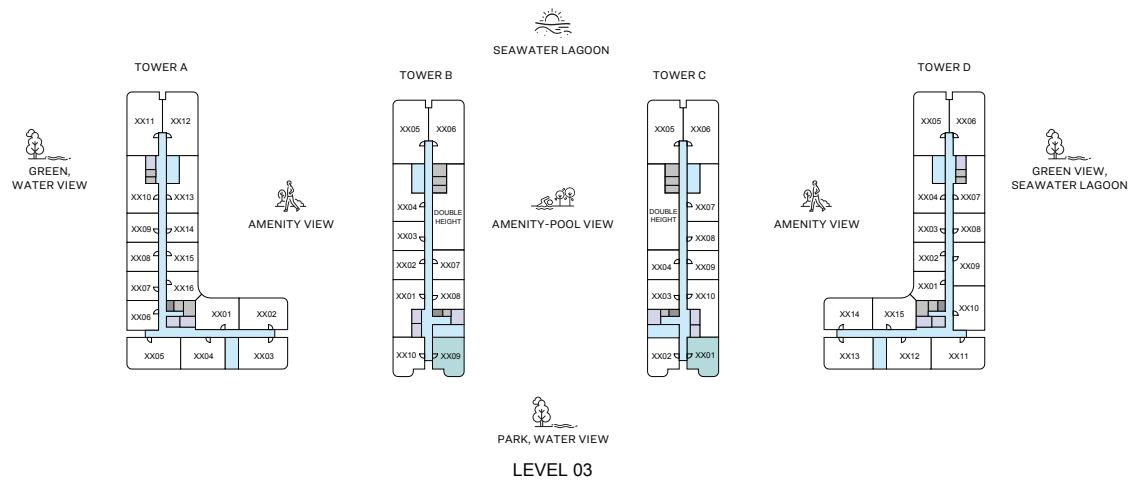
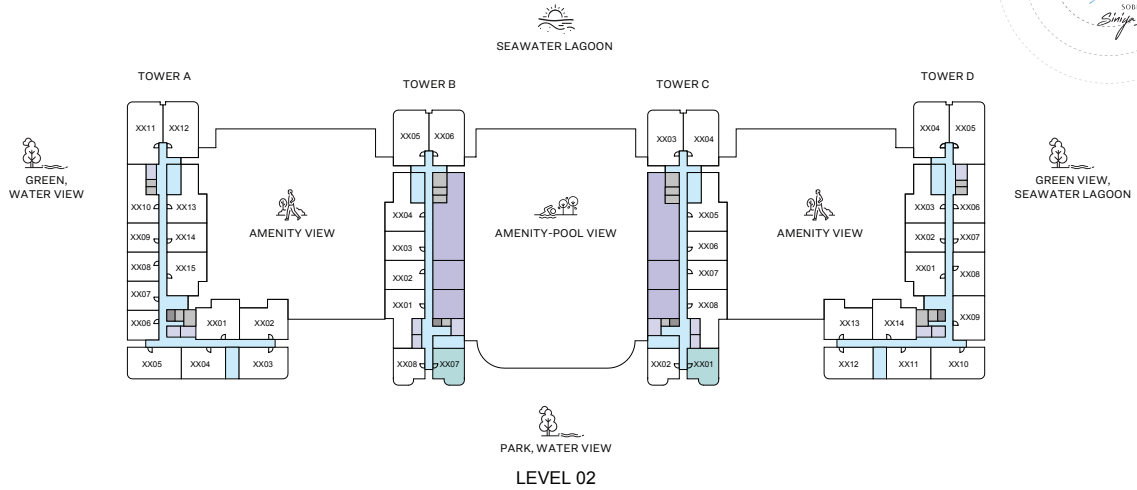
(with powder room + balcony)

TOTAL SALEABLE AREA
SUITE RANGE = 547.02 - 548.42 SQ.FT.
BALCONY = 72.55 SQ.FT.
TOTAL RANGE = 619.57 - 620.97 SQ.FT.

List of unit numbers with this unit plan:

VIEWS

Park, Water View
B-208, C-202, B-310, C-302, B-412, C-402, B-512, C-502, B-612, C-602, B-710, C-702



1
BEDROOM
APARTMENT

TYPE C VARIANT 1

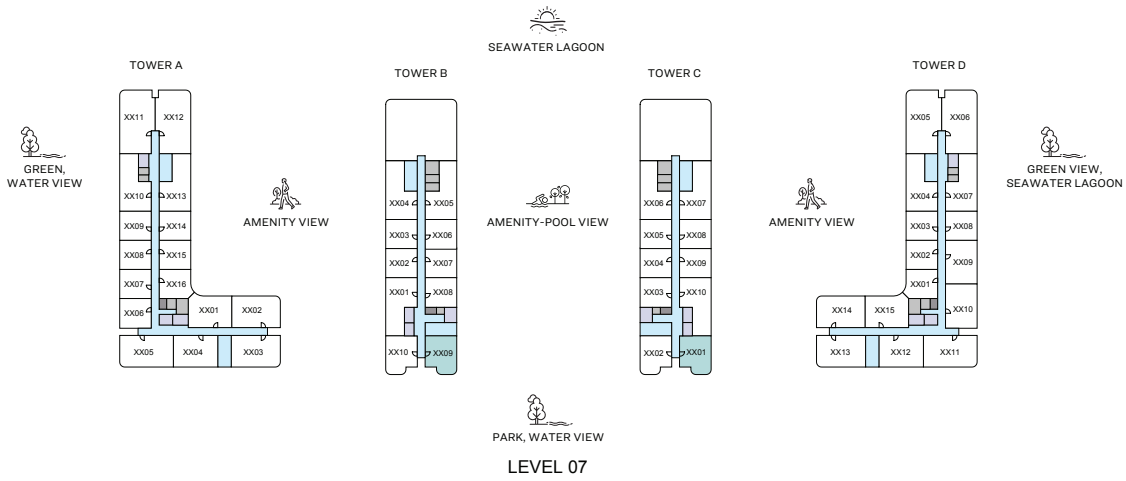
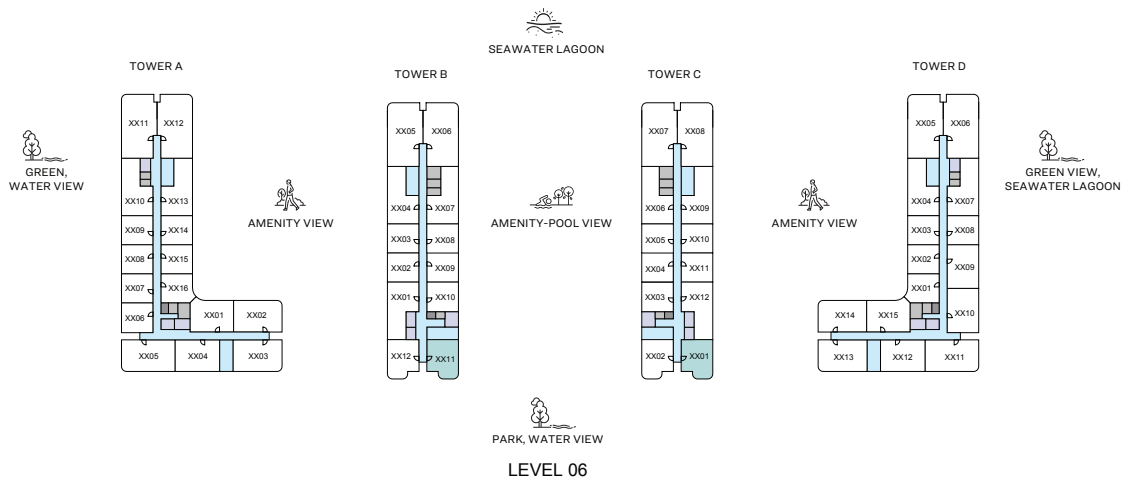
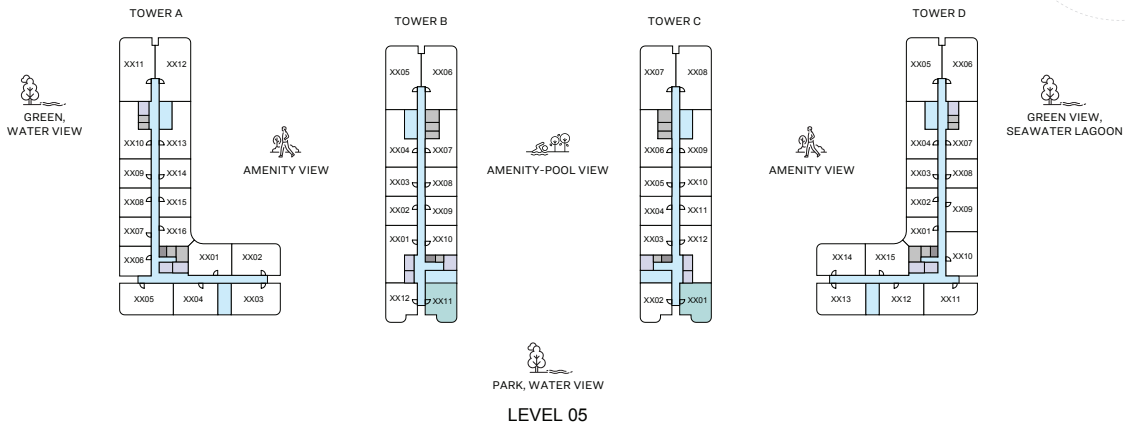
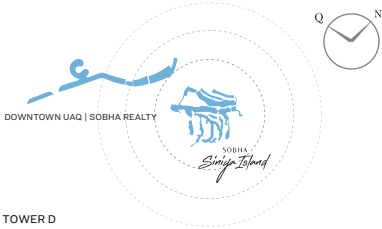
(with powder room + balcony)

TOTAL SALEABLE AREA
SUITE RANGE = 547.02 - 547.99 SQ.FT.
BALCONY = 72.55 SQ.FT.
TOTAL RANGE = 619.57 - 620.54 SQ.FT.

List of unit numbers with this unit plan:

VIEWS

Park, Water View
B-207, C-201, B-309, C-301, B-411, C-401, B-511, C-501, B-611, C-601, B-709, C-701



1

BEDROOM
APARTMENT

TYPE C VARIANT 1

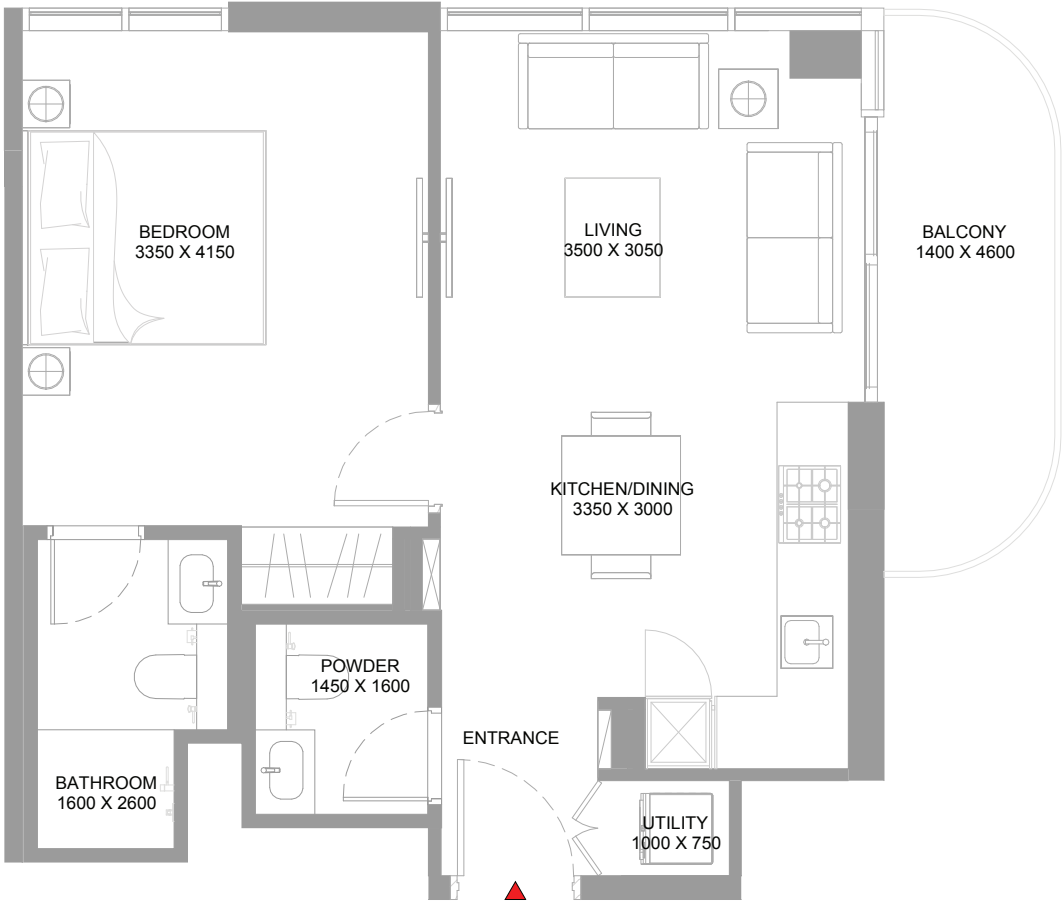
(with powder room + balcony)

TOTAL SALEABLE AREA
SUITE RANGE = 547.02 - 547.99 SQ.FT.
BALCONY = 72.55 SQ.FT.
TOTAL RANGE = 619.57 - 620.54 SQ.FT.

List of unit numbers with this unit plan:

VIEWS

Park, Water View
B-207, C-201, B-309, C-301, B-411, C-401, B-511, C-501, B-611, C-601, B-709, C-701

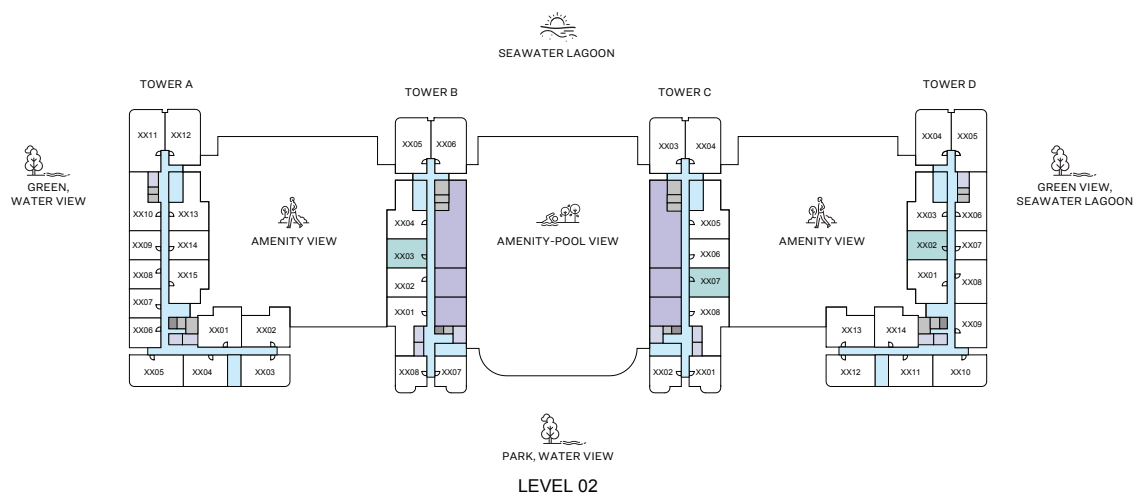
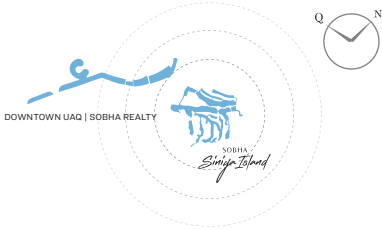


1
BEDROOM
APARTMENT

TYPE C
VARIANT 1
(with powder room + balcony)

TOTAL SALEABLE AREA
SUITE RANGE = 547.02 - 547.99 SQ.FT.
BALCONY = 72.55 SQ.FT.
TOTAL RANGE = 619.57 - 620.54 SQ.FT.

List of unit numbers with this unit plan:
VIEWS
Park, Water View
B-207, C-201, B-309, C-301, B-411, C-401, B-511, C-501, B-611, C-601, B-709, C-701



1

BEDROOM
APARTMENT

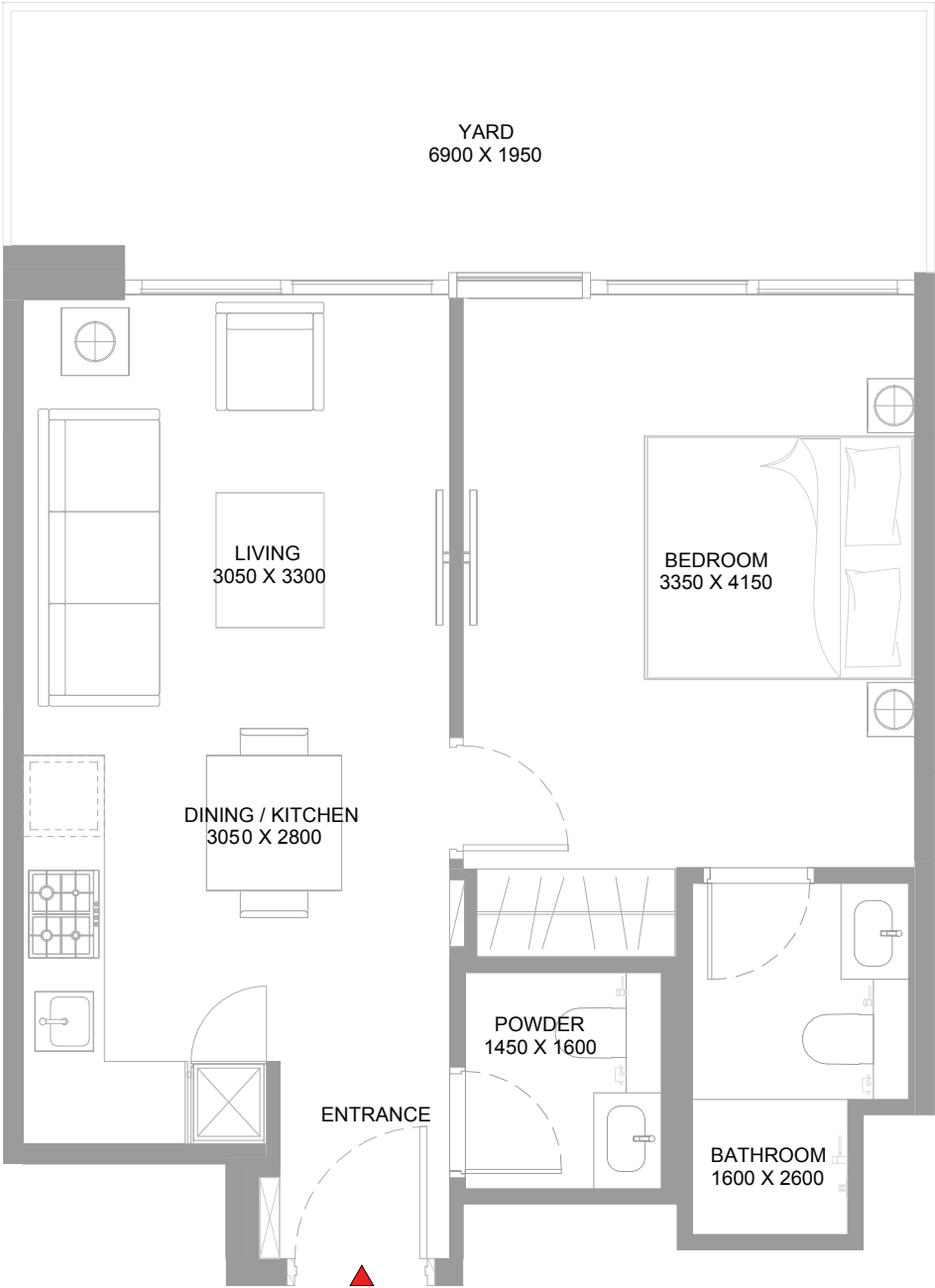
TYPE D

(with powder room + yard)

TOTAL SALEABLE AREA
SUITE RANGE = 511.29 - 512.69 SQ.FT.
YARD RANGE = 150.80 - 151.66 SQ.FT.
TOTAL RANGE = 662.09 - 664.35 SQ.FT.

List of unit numbers with this unit plan:

VIEWS
Amenity
B-203, C-207, D-202



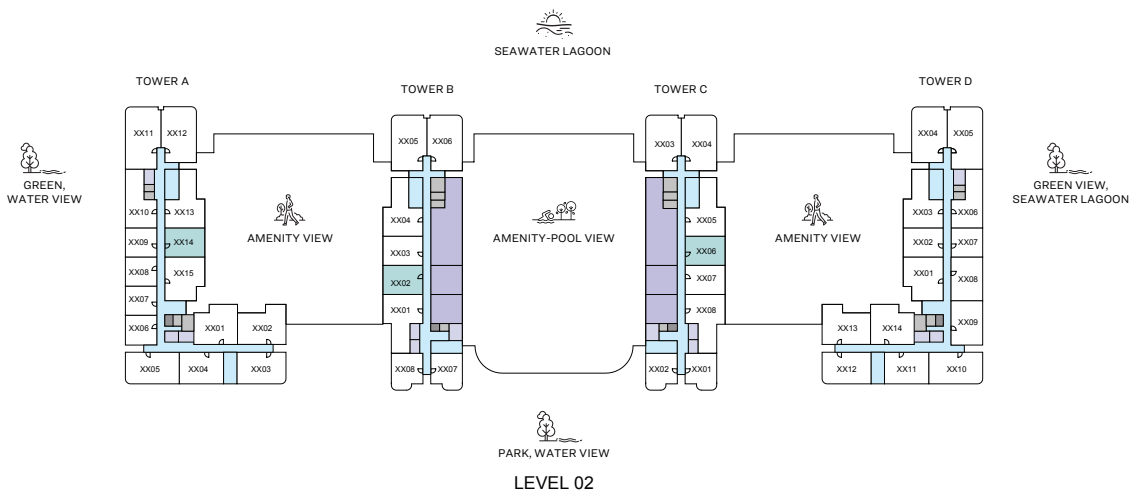
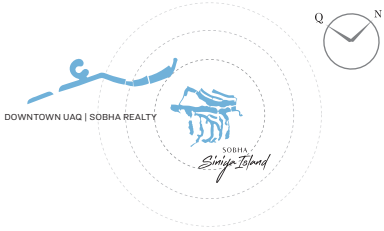
1
BEDROOM
APARTMENT

TYPE D
(with powder room + yard)

TOTAL SALEABLE AREA
SUITE RANGE = 511.29 - 512.69 SQ.FT.
YARD RANGE = 150.80 - 151.66 SQ.FT.
TOTAL RANGE = 662.09 - 664.35 SQ.FT.

List of unit numbers with this unit plan:

VIEWS
Amenity
B-203, C-207, D-202



1

BEDROOM
APARTMENT

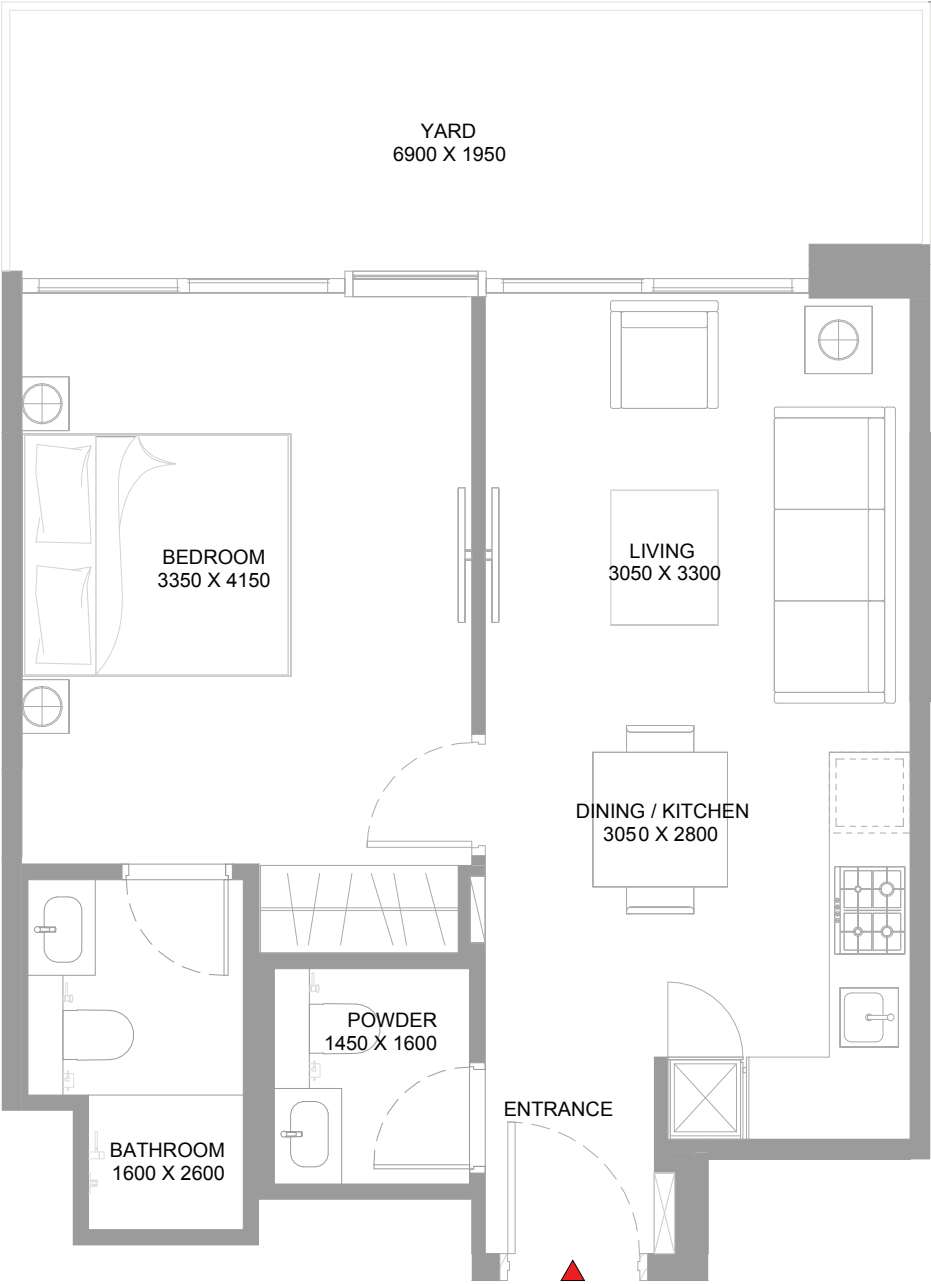
TYPE D VARIANT 1

(with powder room + yard)

TOTAL SALEABLE AREA
SUITE RANGE = 511.18 - 512.69 SQ.FT.
YARD RANGE = 150.80 - 151.66 SQ.FT.
TOTAL RANGE = 661.98 - 664.35 SQ.FT.

List of unit numbers with this unit plan:

VIEWS
Amenity
A-214, B-202, C-206

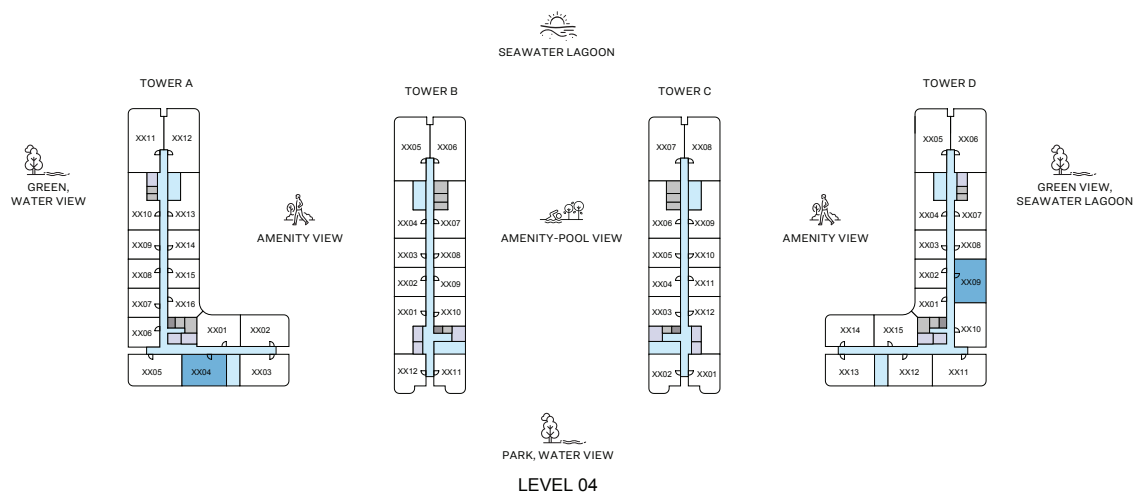


1
BEDROOM
APARTMENT

TYPE D
VARIANT 1
(with powder room + yard)

TOTAL SALEABLE AREA
SUITE RANGE = 511.18 - 512.69 SQ.FT.
YARD RANGE = 150.80 - 151.66 SQ.FT.
TOTAL RANGE = 661.98 - 664.35 SQ.FT.

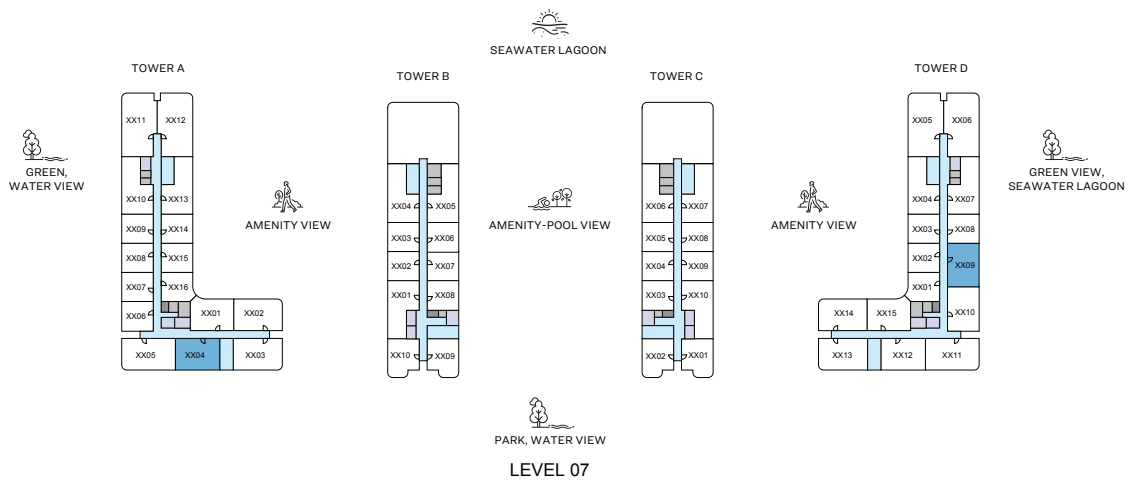
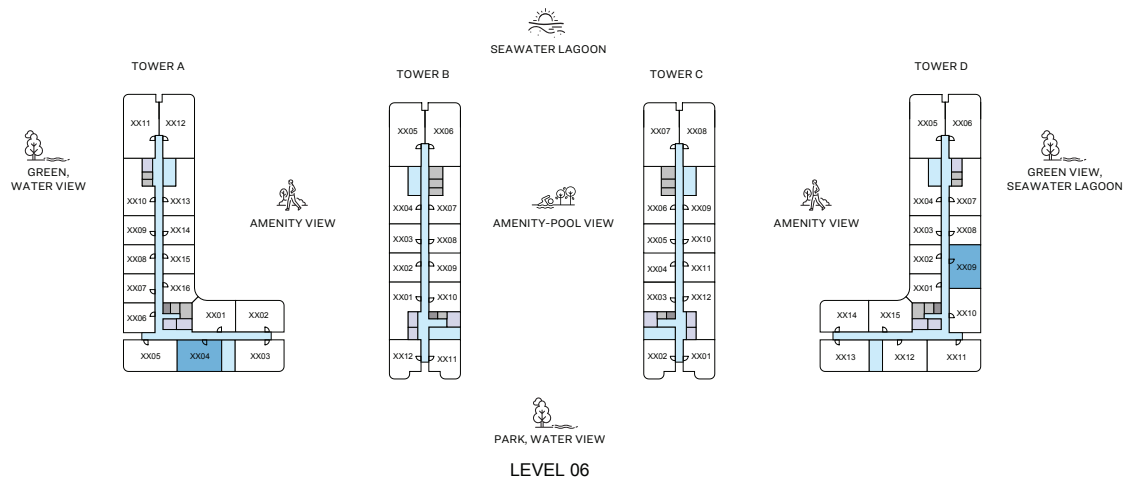
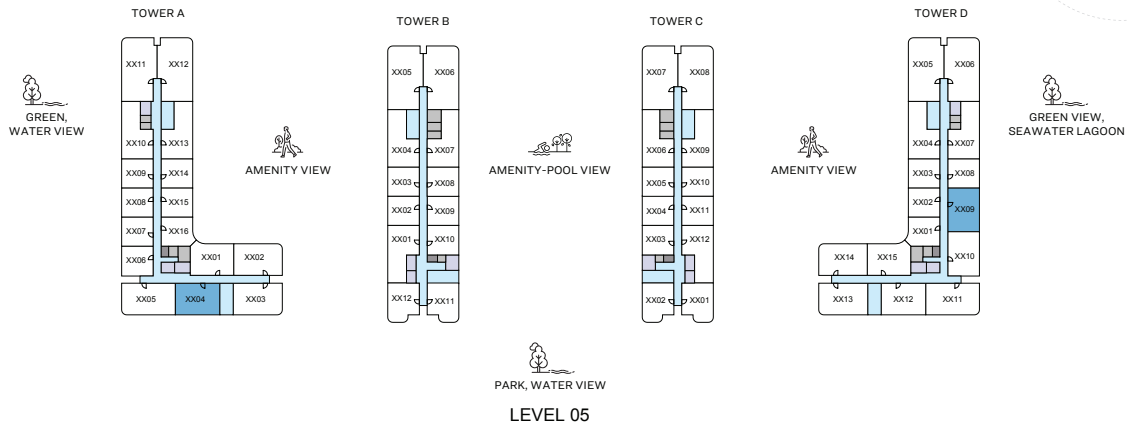
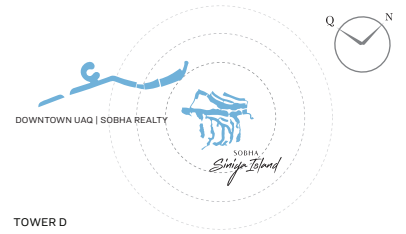
List of unit numbers with this unit plan:
VIEWS
Amenity
A-214, B-202, C-206



2 BEDROOM APARTMENT

TOTAL SALEABLE AREA
SUITE RANGE = 729.15 - 729.47 SQ.FT.
BALCONY = 46.72 SQ.FT.
TOTAL RANGE = 775.86 - 776.19 SQ.FT.

Park, Water View
A-204, A-304, A-404, A-504, A-604, A-704, A-804, A-904



2

BEDROOM
APARTMENT

TYPE A

(with balcony)

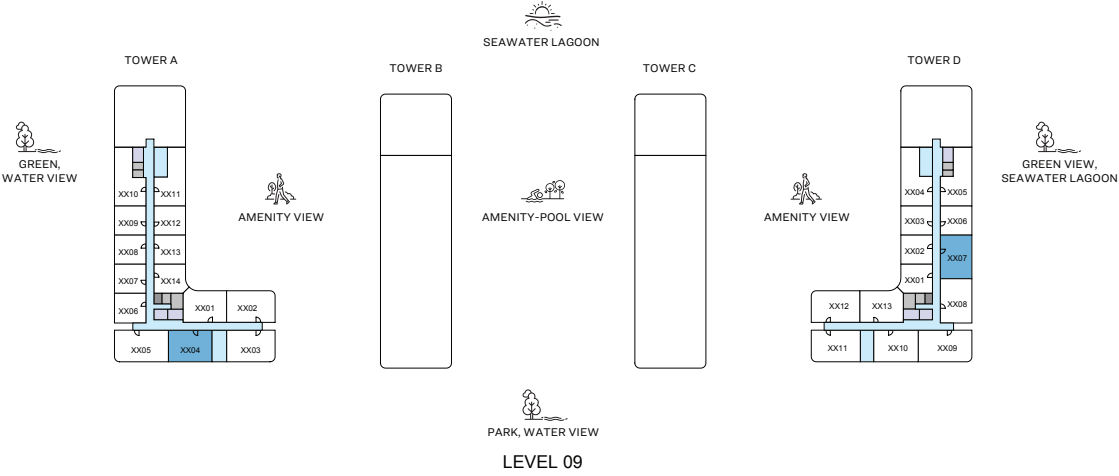
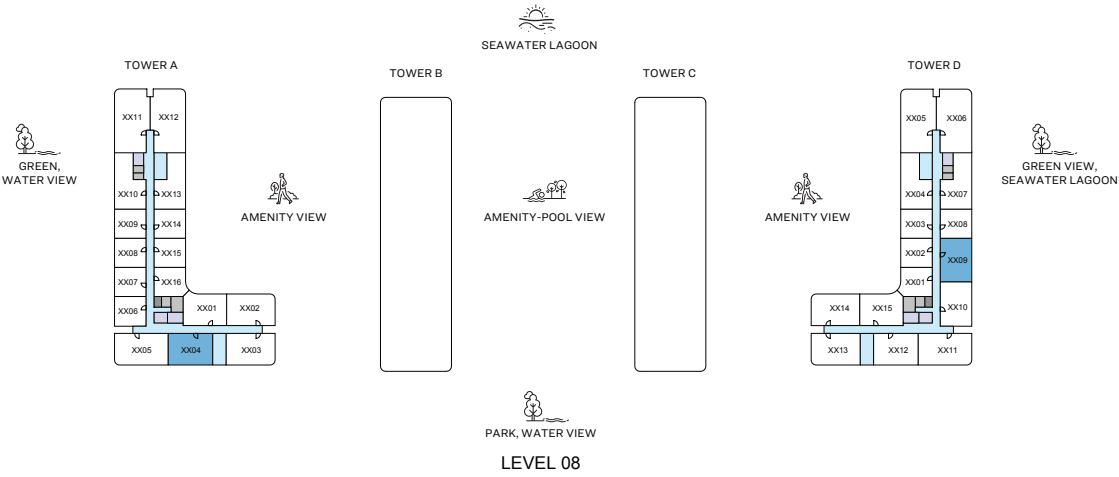
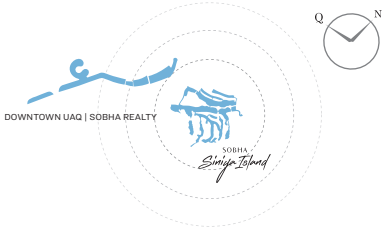
TOTAL SALEABLE AREA
SUITE RANGE = 729.15 - 729.47 SQ.FT.
BALCONY = 46.72 SQ.FT.
TOTAL RANGE = 775.86 - 776.19 SQ.FT.

List of unit numbers with this unit plan:

VIEWS

Green View, Seawater Lagoon
D-208, D-309, D-409, D-509, D-609, D-709, D-809, D-907

Park, Water View
A-204, A-304, A-404, A-504, A-604, A-704, A-804, A-904



2

BEDROOM
APARTMENT

TYPE A

(with balcony)

TOTAL SALEABLE AREA
SUITE RANGE = 729.15 - 729.47 SQ.FT.
BALCONY = 46.72 SQ.FT.
TOTAL RANGE = 775.86 - 776.19 SQ.FT.

List of unit numbers with this unit plan:

VIEWS

Green View, Seawater Lagoon
D-208, D-309, D-409, D-509, D-609, D-709, D-809, D-907

Park, Water View
A-204, A-304, A-404, A-504, A-604, A-704, A-804, A-904



2

BEDROOM
APARTMENT

TYPE A

(with balcony)

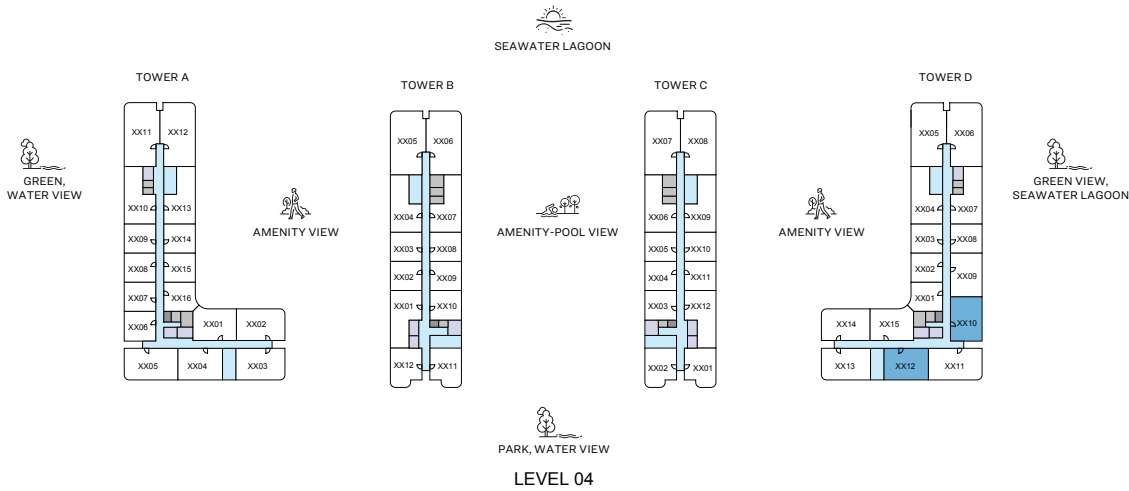
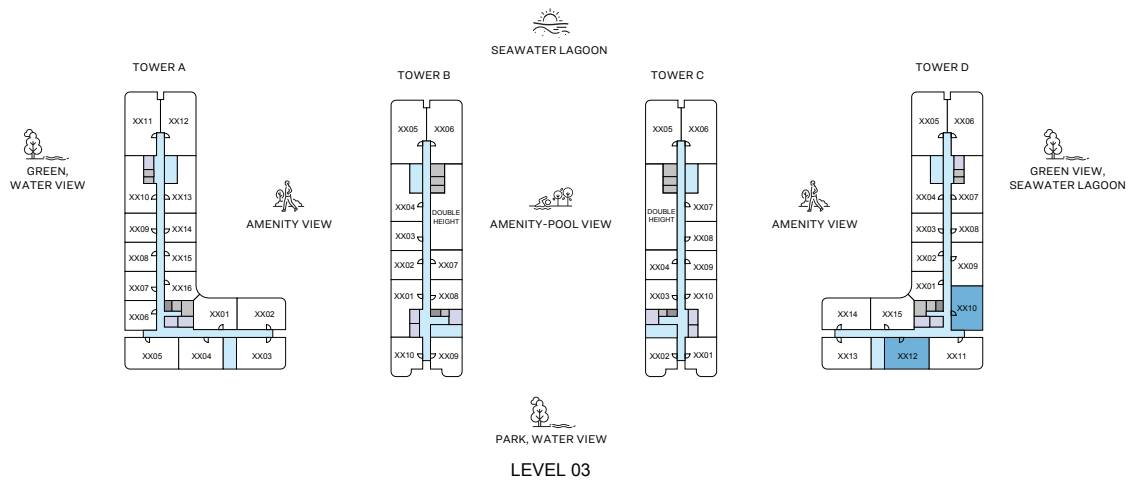
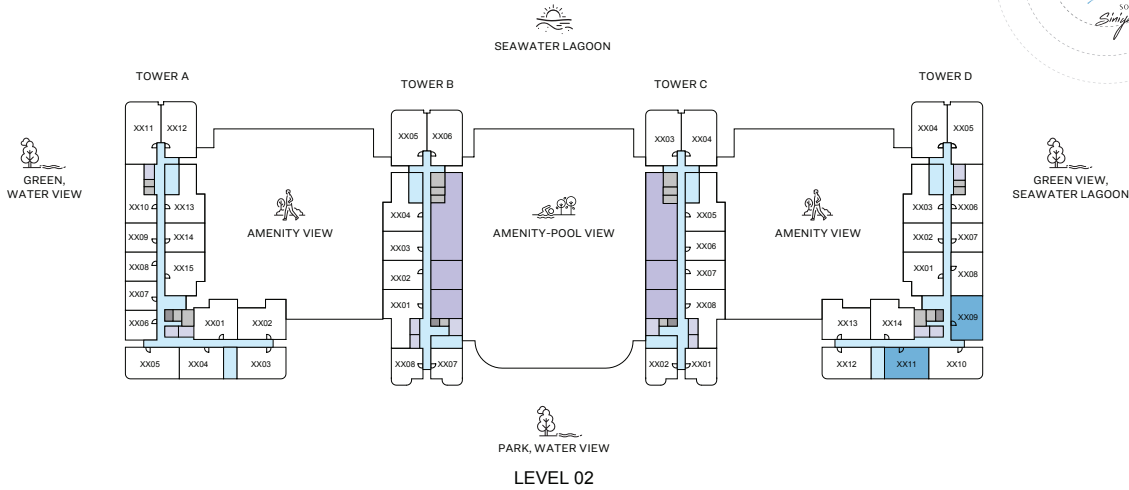
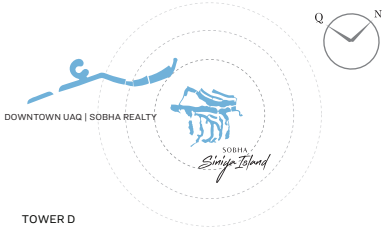
TOTAL SALEABLE AREA
SUITE RANGE = 729.15 - 729.47 SQ.FT.
BALCONY = 46.72 SQ.FT.
TOTAL RANGE = 775.86 - 776.19 SQ.FT.

List of unit numbers with this unit plan:

VIEWS

Green View, Seawater Lagoon
D-208, D-309, D-409, D-509, D-609, D-709, D-809, D-907

Park, Water View
A-204, A-304, A-404, A-504, A-604, A-704, A-804, A-904



2 BEDROOM APARTMENT

TYPE A VARIANT 1 (with balcony)

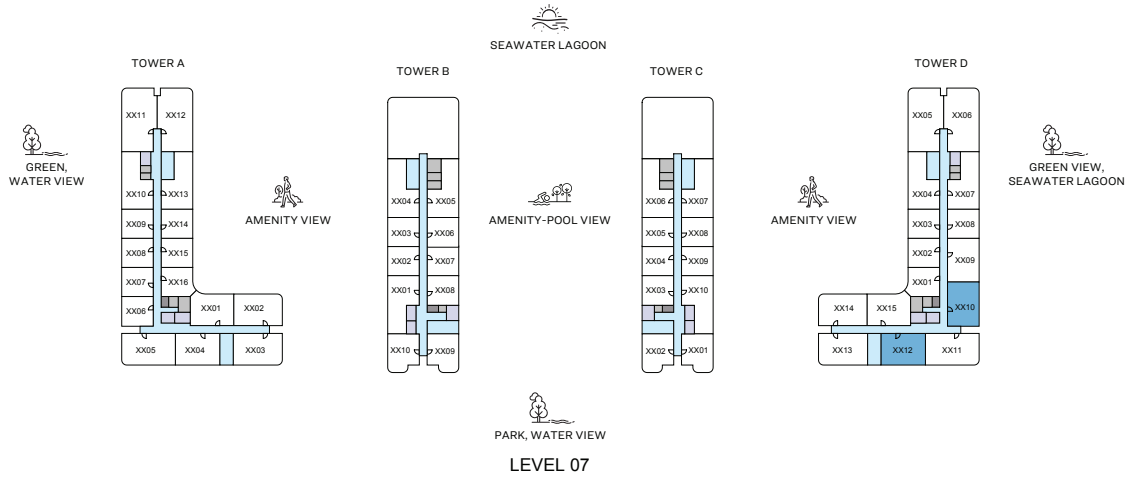
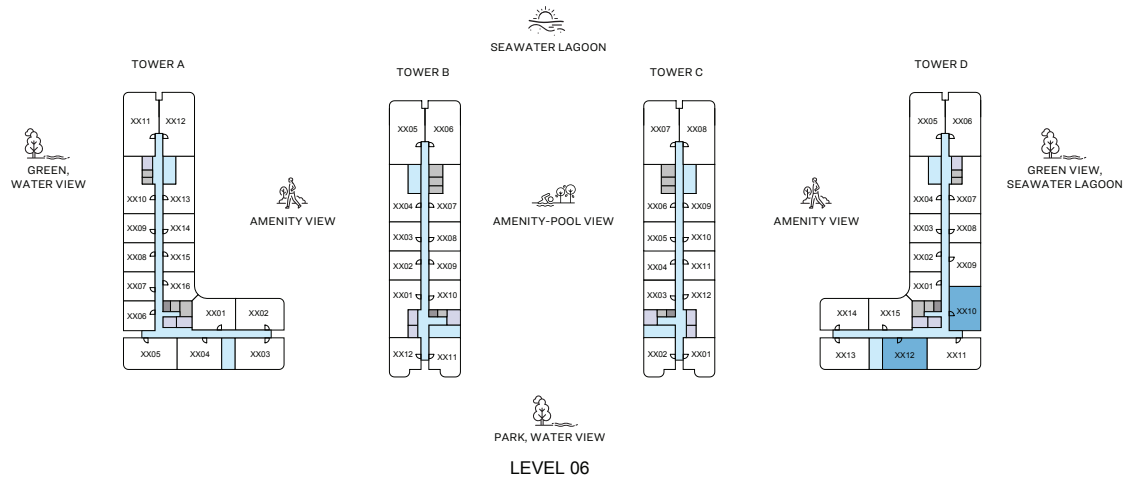
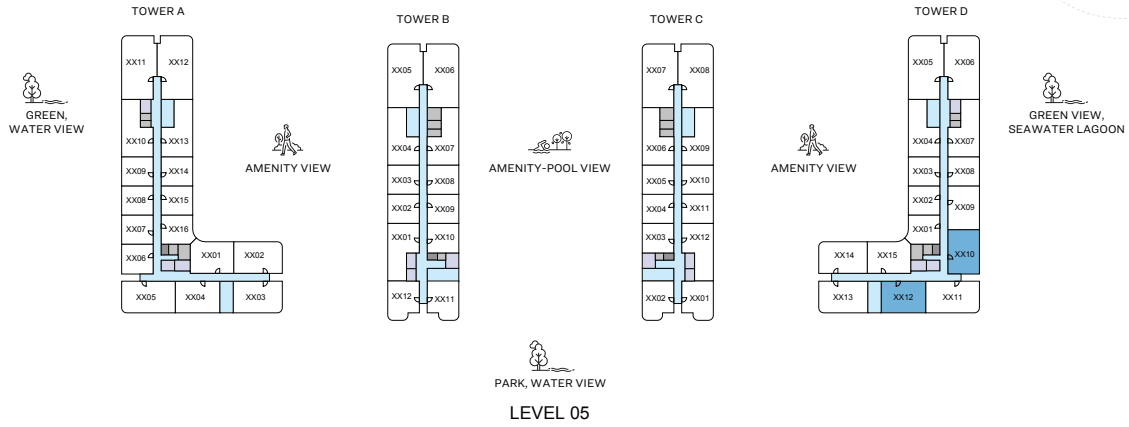
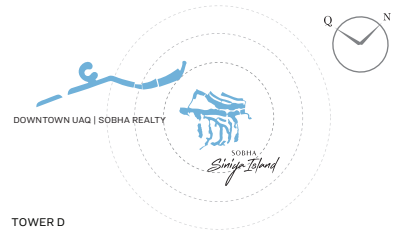
TOTAL SALEABLE AREA
SUITE RANGE = 729.47 - 730.65 SQ.FT.
BALCONY = 46.72 SQ.FT.
TOTAL RANGE = 776.19 - 777.37 SQ.FT.

List of unit numbers with this unit plan:

VIEWS

Green View, Seawater Lagoon
D-209, D-310, D-410, D-510, D-610, D-710, D-810, D-908

Park, Water View
D-211, D-312, D-412, D-512, D-612, D-712, D-812, D-910



2
BEDROOM
APARTMENT

TYPE A VARIANT 1 (with balcony)

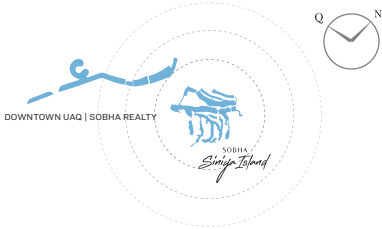
TOTAL SALEABLE AREA
SUITE RANGE = 729.47 - 730.65 SQ.FT.
BALCONY = 46.72 SQ.FT.
TOTAL RANGE = 776.19 - 777.37 SQ.FT.

List of unit numbers with this unit plan:

VIEWS

Green View, Seawater Lagoon
D-209, D-310, D-410, D-510, D-610, D-710, D-810, D-908

Park, Water View
D-211, D-312, D-412, D-512, D-612, D-712, D-812, D-910



2

BEDROOM
APARTMENT

TYPE A VARIANT 1

(with balcony)

TOTAL SALEABLE AREA
SUITE RANGE = 729.47 - 730.65 SQ.FT.
BALCONY = 46.72 SQ.FT.
TOTAL RANGE = 776.19 - 777.37 SQ.FT.

List of unit numbers with this unit plan:

VIEWS

Green View, Seawater Lagoon
D-209, D-310, D-410, D-510, D-610, D-710, D-810, D-908

Park, Water View
D-211, D-312, D-412, D-512, D-612, D-712, D-812, D-910



2

BEDROOM
APARTMENT

TYPE A VARIANT 1

(with balcony)

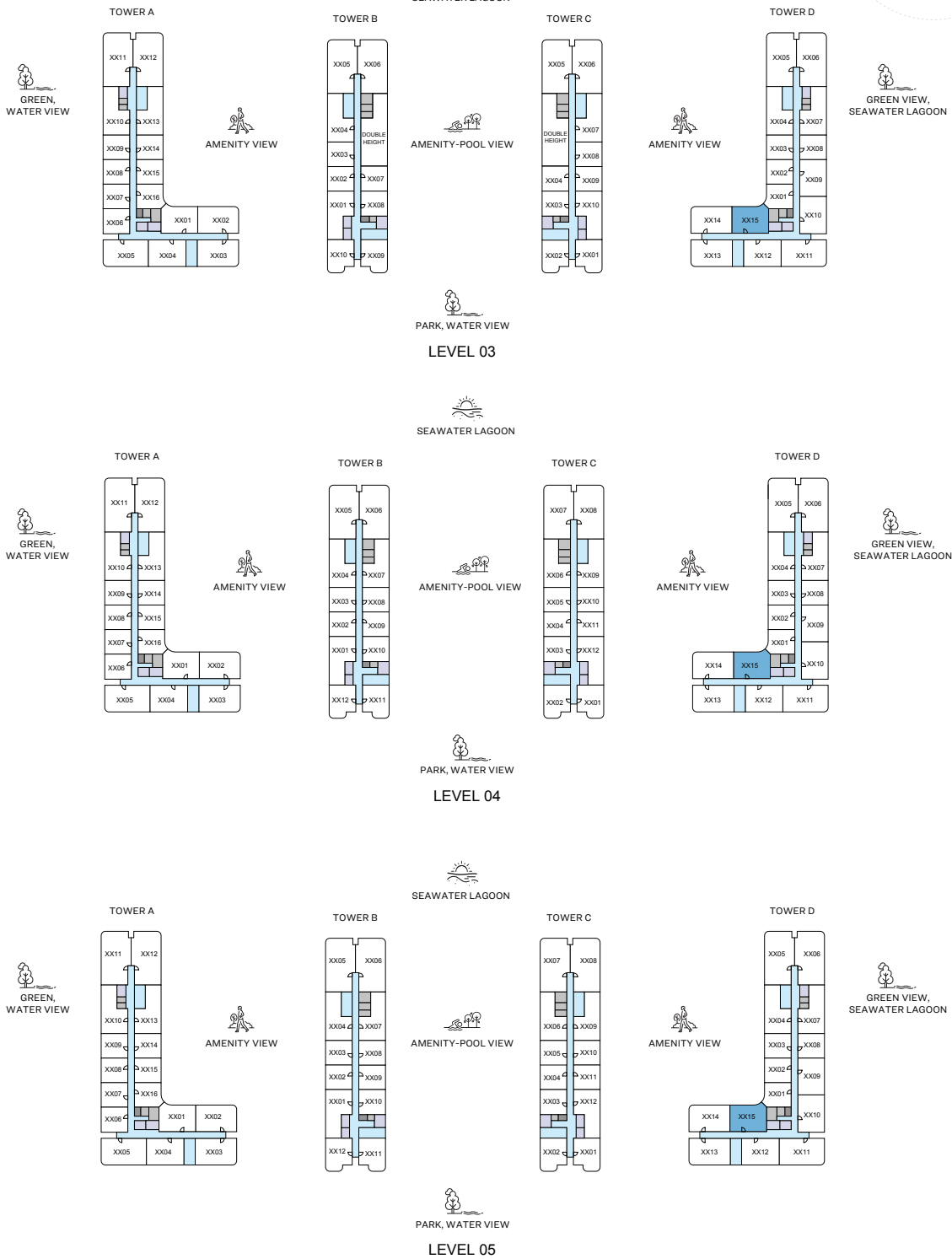
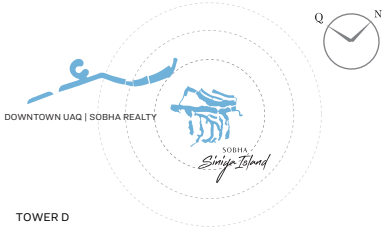
TOTAL SALEABLE AREA
SUITE RANGE = 729.47 - 730.65 SQ.FT.
BALCONY = 46.72 SQ.FT.
TOTAL RANGE = 776.19 - 777.37 SQ.FT.

List of unit numbers with this unit plan:

VIEWS

Green View, Seawater Lagoon
D-209, D-310, D-410, D-510, D-610, D-710, D-810, D-908

Park, Water View
D-211, D-312, D-412, D-512, D-612, D-712, D-812, D-910



2

BEDROOM
APARTMENT

TYPE B

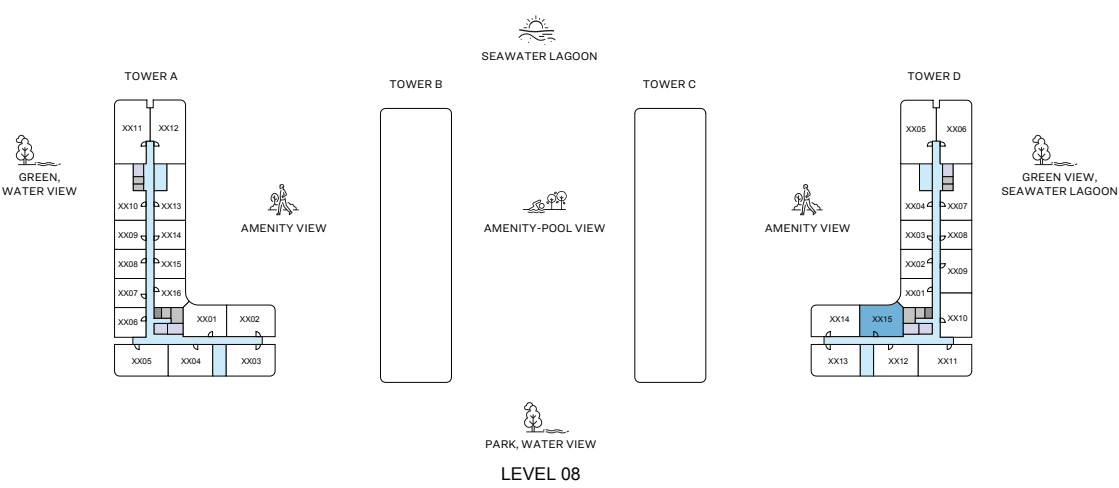
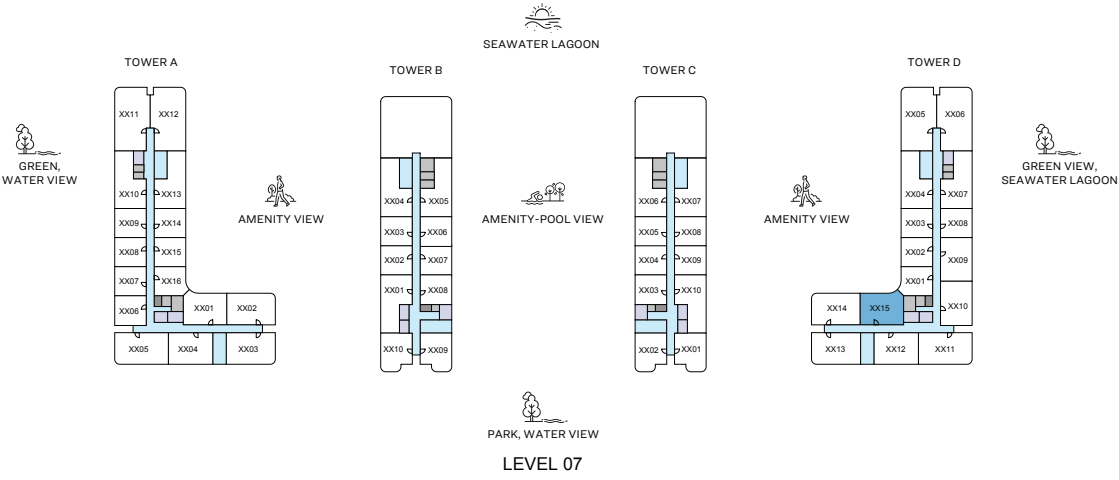
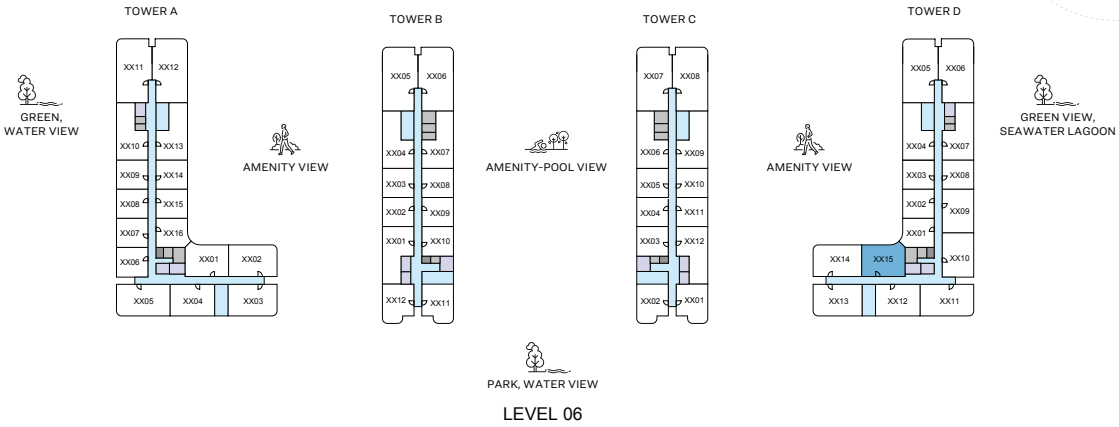
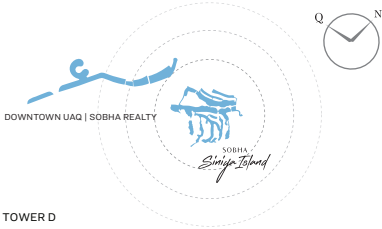
(with balcony)

TOTAL SALEABLE AREA
SUITE = 729.47 SQ.FT.
BALCONY = 55.43 SQ.FT.
TOTAL = 784.90 SQ.FT.

List of unit numbers with this unit plan:

VIEWS

Amenity, Seawater Lagoon
D-315, D-415, D-515, D-615, D-715, D-815, D-913



2
BEDROOM
APARTMENT

TYPE B

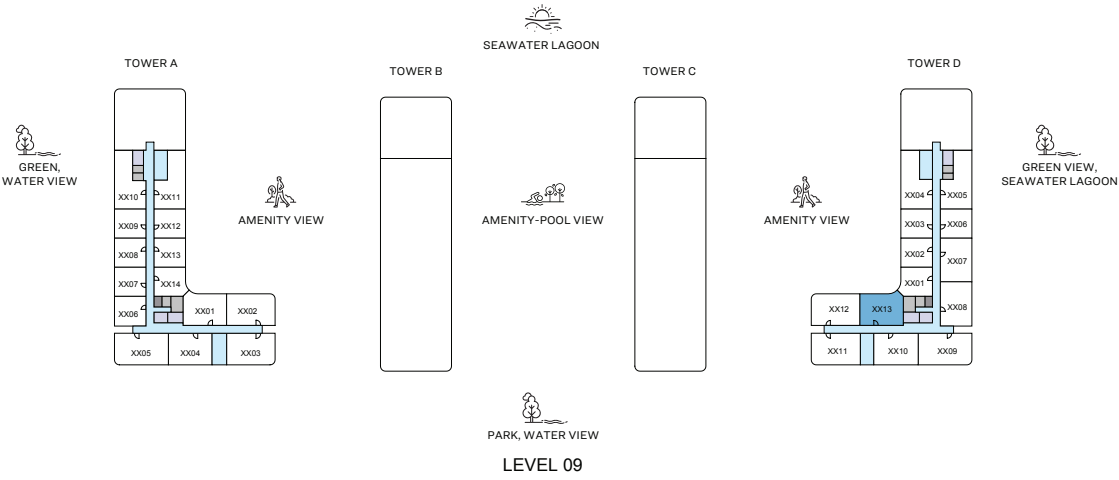
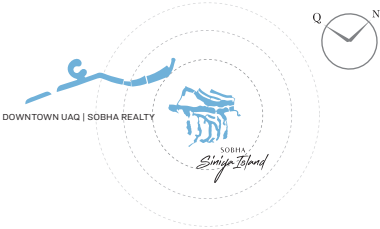
(with balcony)

TOTAL SALEABLE AREA
SUITE = 729.47 SQ.FT.
BALCONY = 55.43 SQ.FT.
TOTAL = 784.90 SQ.FT.

List of unit numbers with this unit plan:

VIEWS

Amenity, Seawater Lagoon
D-315, D-415, D-515, D-615, D-715, D-815, D-913



2
BEDROOM
APARTMENT

TYPE B

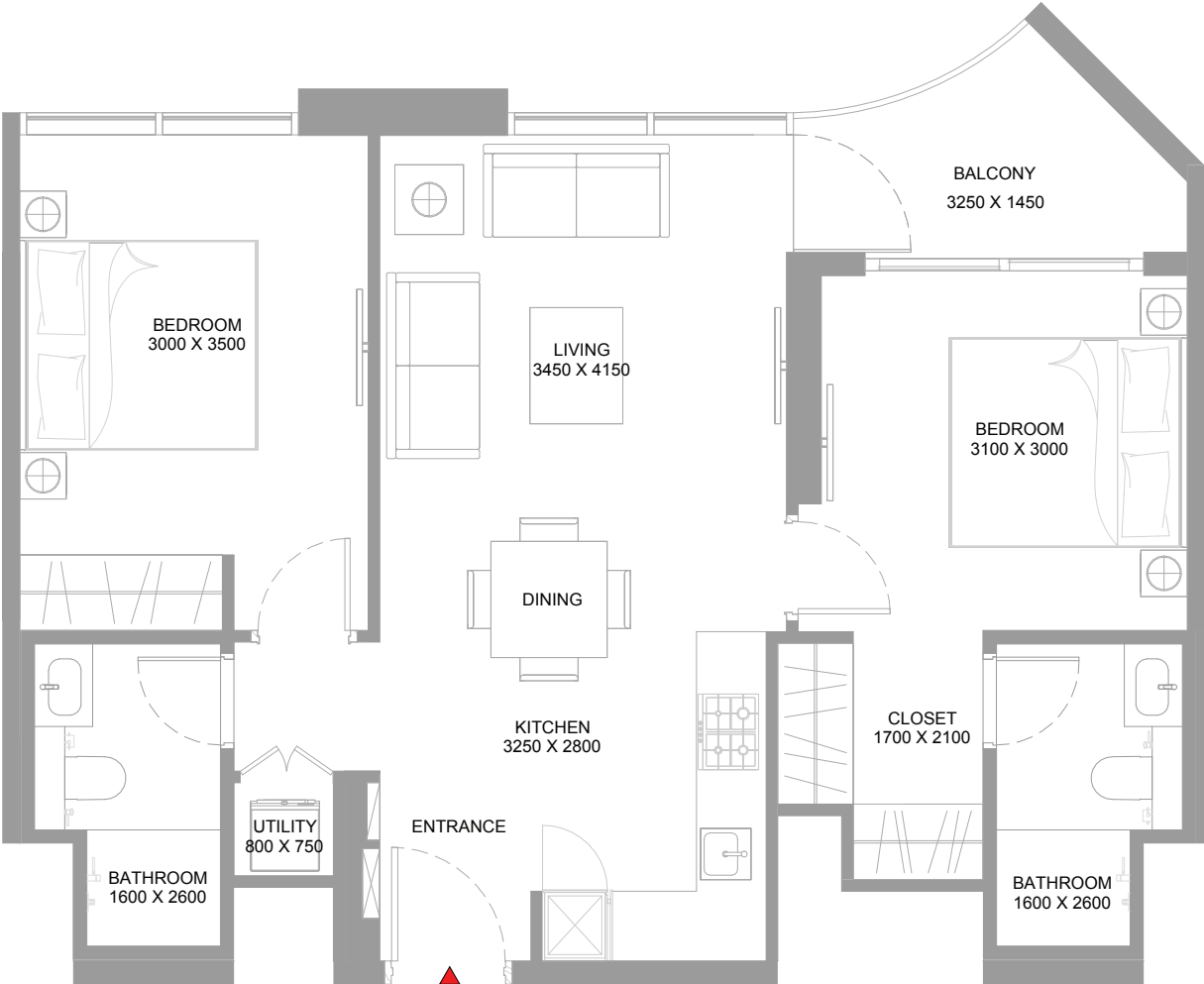
(with balcony)

TOTAL SALEABLE AREA
SUITE = 729.47 SQ.FT.
BALCONY = 55.43 SQ.FT.
TOTAL = 784.90 SQ.FT.

List of unit numbers with this unit plan:

VIEWS

Amenity, Seawater Lagoon
D-315, D-415, D-515, D-615, D-715, D-815, D-913



2
BEDROOM
APARTMENT

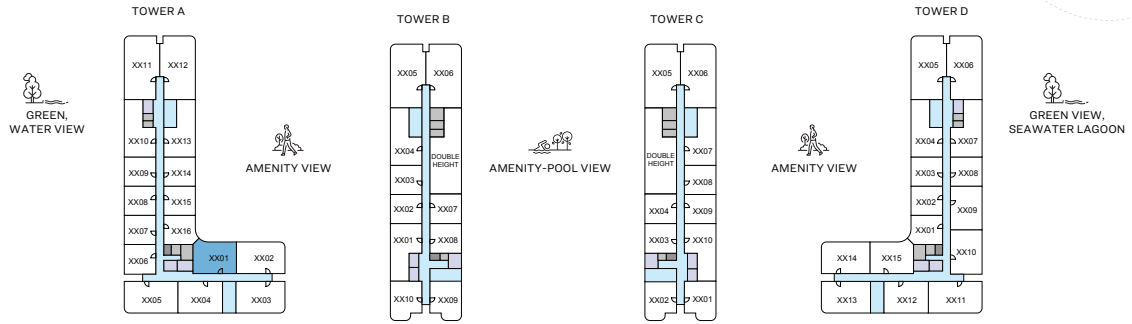
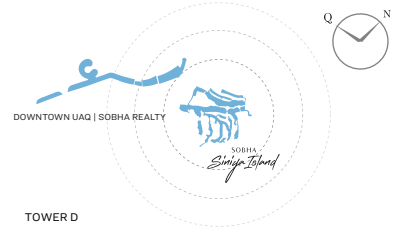
TYPE B
(with balcony)

TOTAL SALEABLE AREA
SUITE = 729.47 SQ.FT.
BALCONY = 55.43 SQ.FT.
TOTAL = 784.90 SQ.FT.

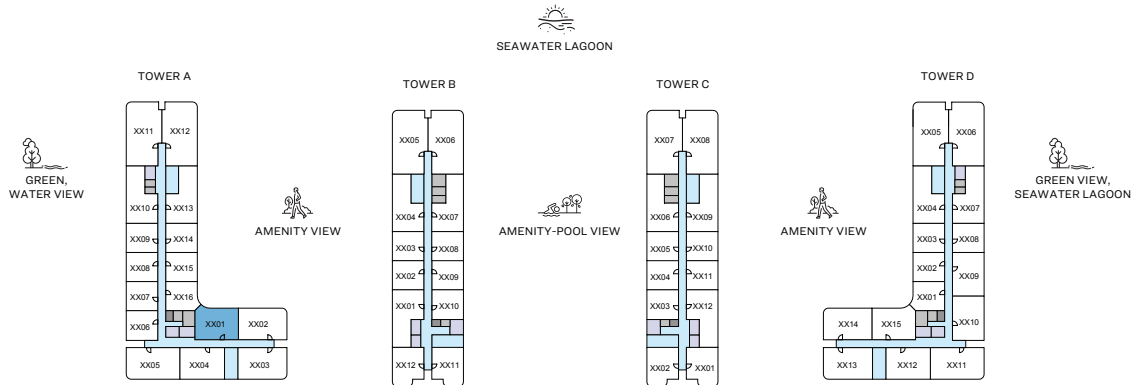
List of unit numbers with this unit plan:

VIEWS

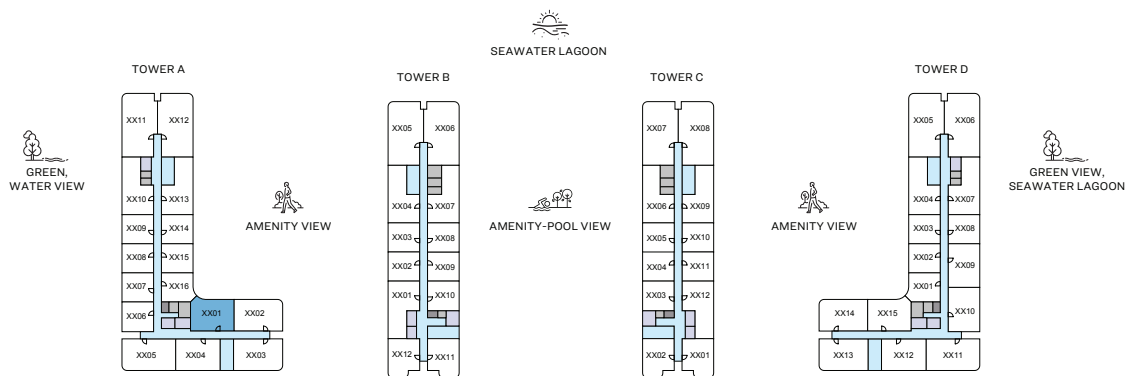
Amenity, Seawater Lagoon
D-315, D-415, D-515, D-615, D-715, D-815, D-913



LEVEL 03



LEVEL 04



LEVEL 05

2

BEDROOM
APARTMENT

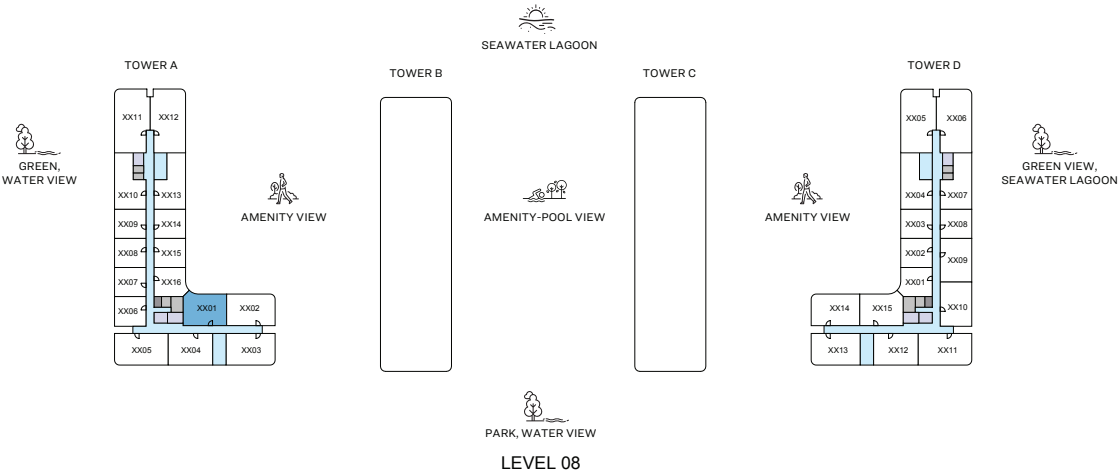
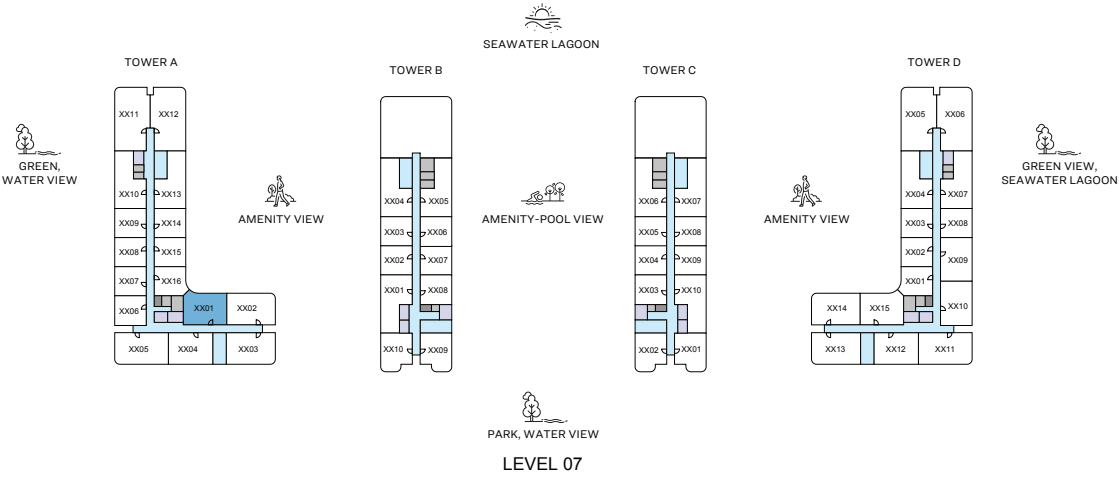
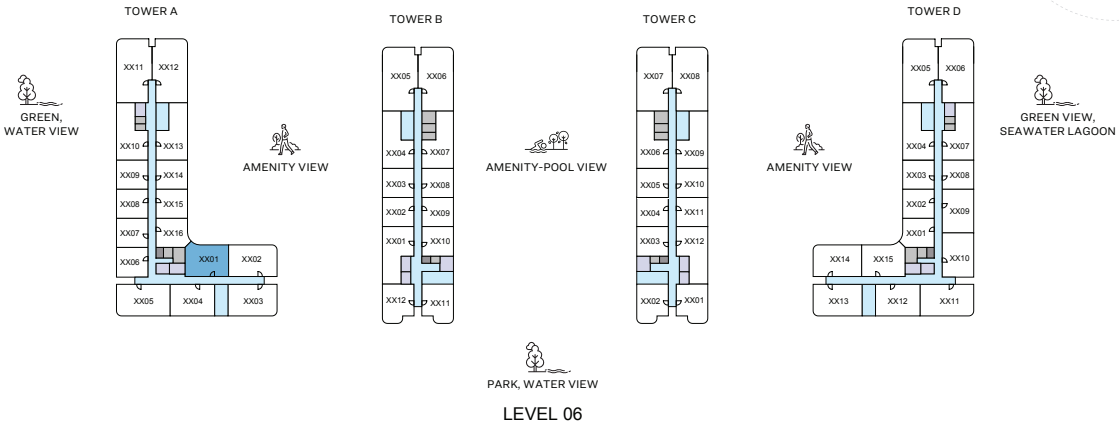
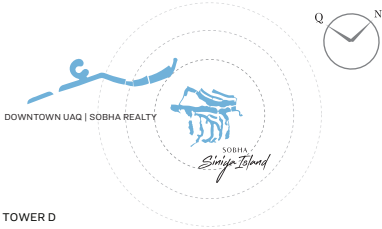
TYPE B VARIANT 1 (with balcony)

TOTAL SALEABLE AREA
SUITE RANGE = 729.36 - 729.47 SQ.FT.
BALCONY = 55.43 SQ.FT.
TOTAL RANGE = 784.80 - 784.90 SQ.FT.

List of unit numbers with this unit plan:

VIEWS

Amenity, Seawater Lagoon
A-301, A-401, A-501, A-601, A-701, A-801, A-901



2

BEDROOM
APARTMENT

TYPE B VARIANT 1

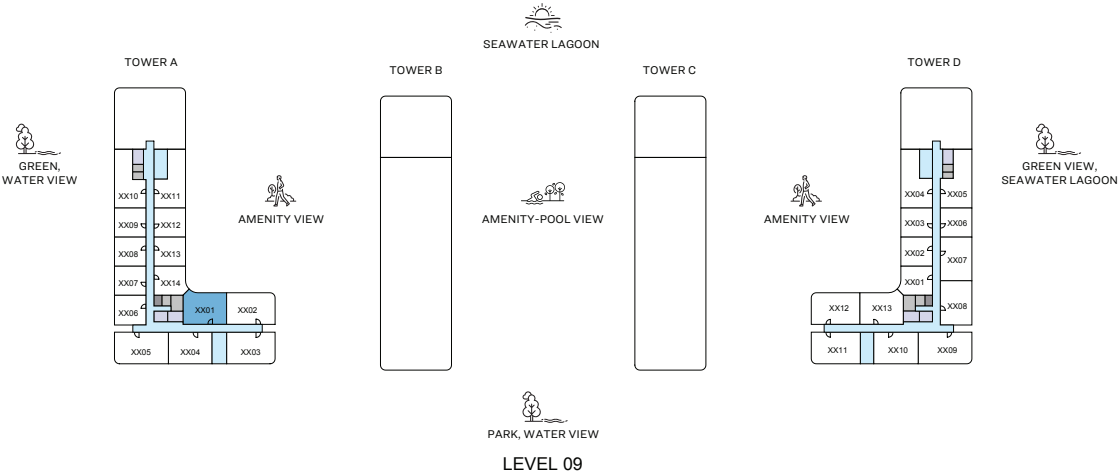
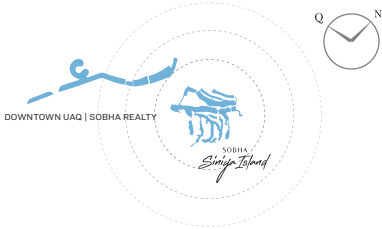
(with balcony)

TOTAL SALEABLE AREA
SUITE RANGE = 729.36 - 729.47 SQ.FT.
BALCONY = 55.43 SQ.FT.
TOTAL RANGE = 784.80 - 784.90 SQ.FT.

List of unit numbers with this unit plan:

VIEWS

Amenity, Seawater Lagoon
A-301, A-401, A-501, A-601, A-701, A-801, A-901



2

BEDROOM
APARTMENT

TYPE B VARIANT 1

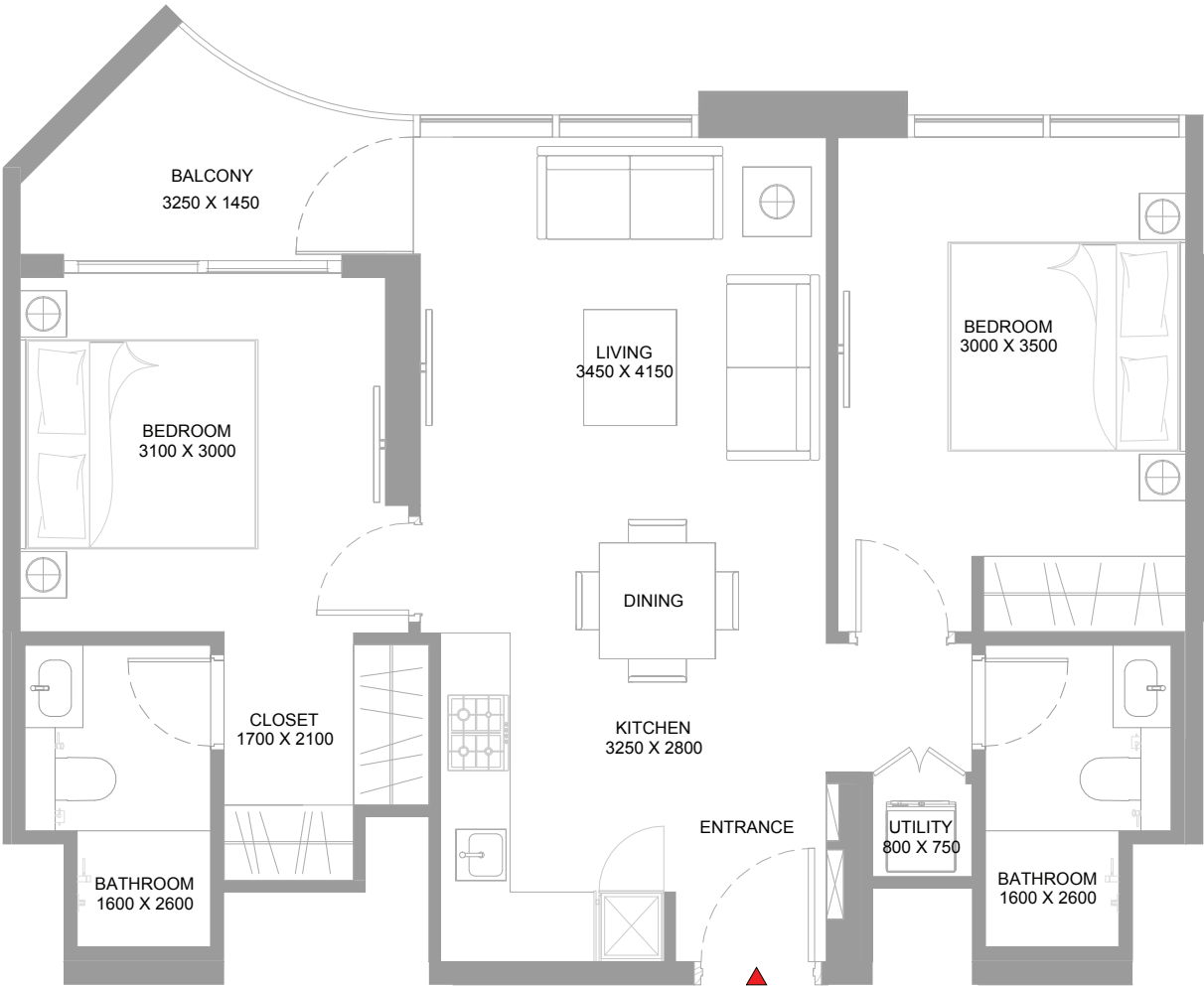
(with balcony)

TOTAL SALEABLE AREA
SUITE RANGE = 729.36 - 729.47 SQ.FT.
BALCONY = 55.43 SQ.FT.
TOTAL RANGE = 784.80 - 784.90 SQ.FT.

List of unit numbers with this unit plan:

VIEWS

Amenity, Seawater Lagoon
A-301, A-401, A-501, A-601, A-701, A-801, A-901



2
BEDROOM
APARTMENT

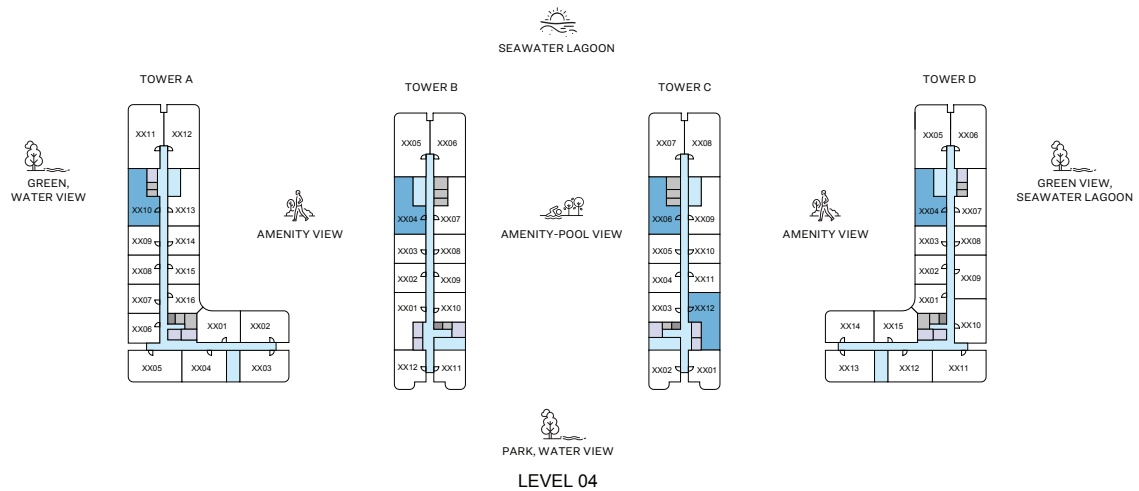
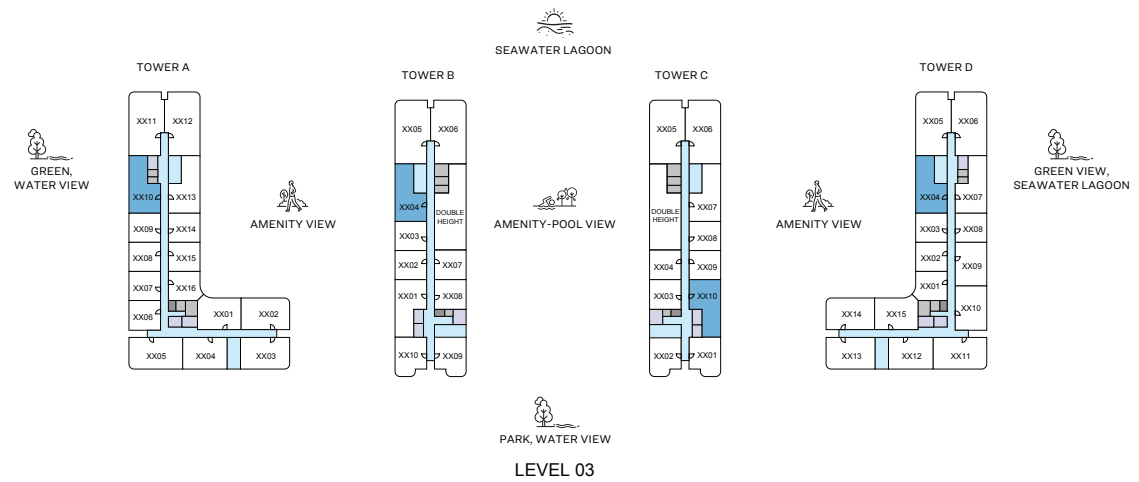
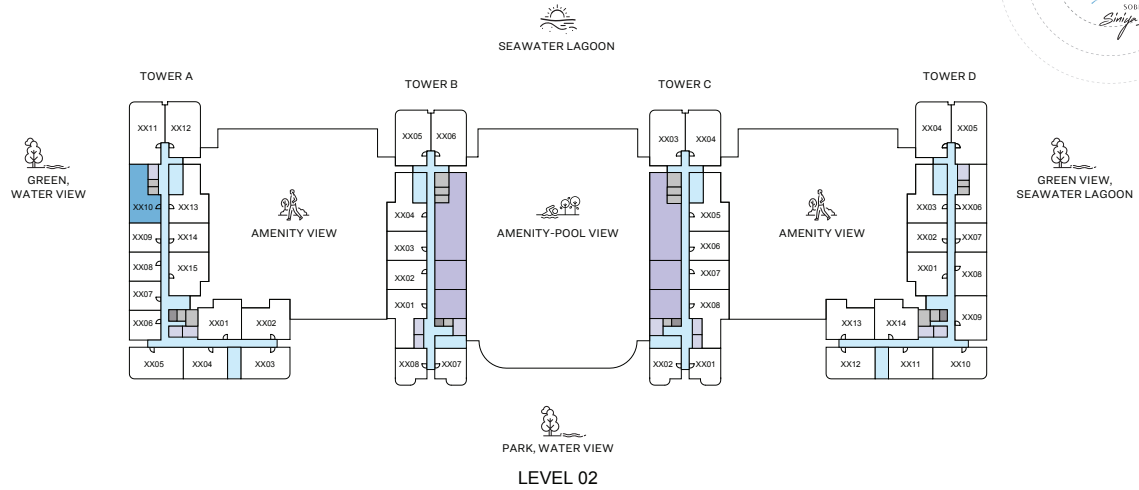
TYPE B
VARIANT 1
(with balcony)

TOTAL SALEABLE AREA
SUITE RANGE = 729.36 - 729.47 SQ.FT.
BALCONY = 55.43 SQ.FT.
TOTAL RANGE = 784.80 - 784.90 SQ.FT.

List of unit numbers with this unit plan:

VIEWS

Amenity, Seawater Lagoon
A-301, A-401, A-501, A-601, A-701, A-801, A-901



2

BEDROOM
APARTMENT

TYPE C

(with balcony)

TOTAL SALEABLE AREA

SUITE RANGE = 796.21 - 798.25 SQ.FT.

BALCONY RANGE = 43.06 - 43.49 SQ.FT.

TOTAL RANGE = 839.26 - 841.74 SQ.FT.

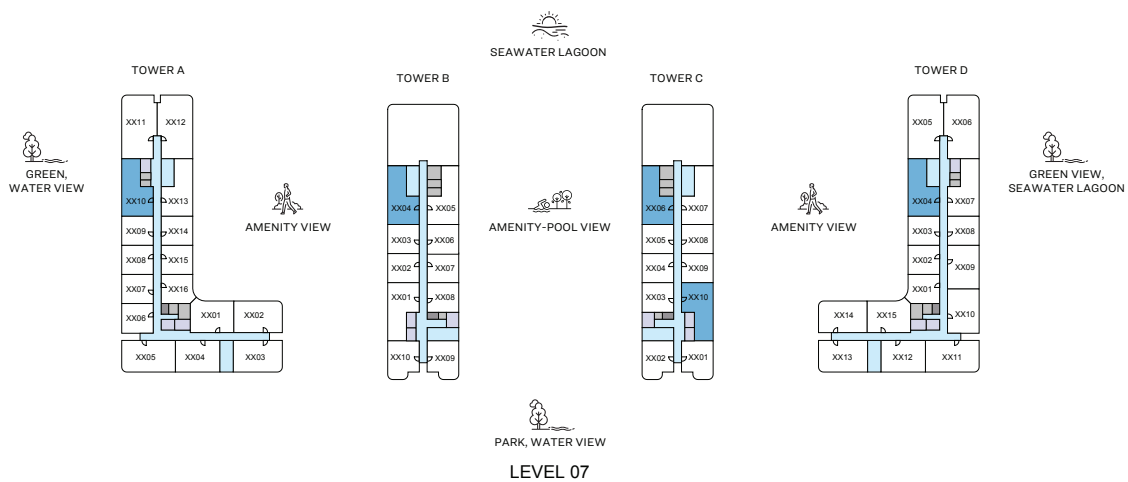
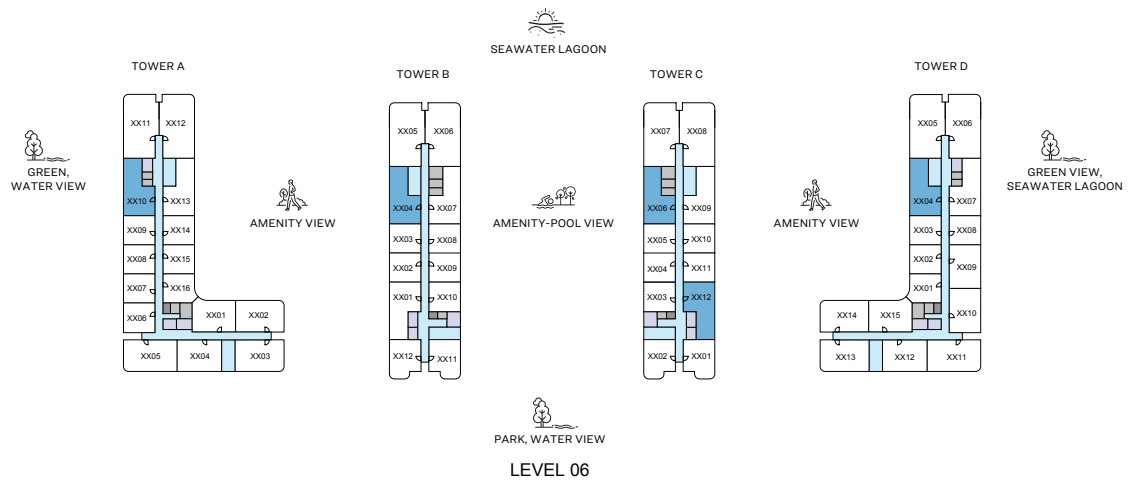
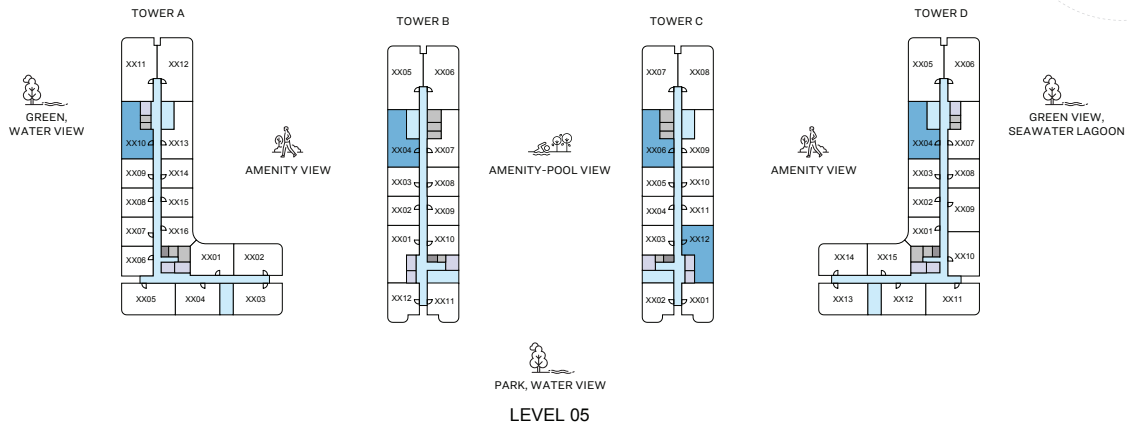
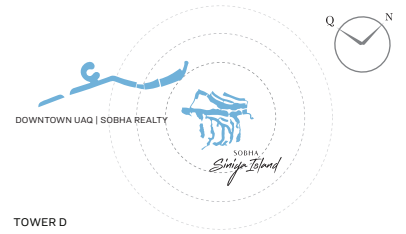
List of unit numbers with this unit plan:

VIEWS

Amenity, Pool, Seawater Lagoon
C-406, C-506, C-606, C-706

Amenity, Seawater Lagoon
B-304, C-310, D-304, B-404, C-412, D-404, B-504,
C-512, D-504, B-604, C-612, D-604, B-704, C-710,
D-704, D-804, D-904

Green, Water View
A-210, A-310, A-410, A-510, A-610, A-710, A-810, A-910



2

BEDROOM
APARTMENT

TYPE C

(with balcony)

TOTAL SALEABLE AREA
SUITE RANGE = 796.21 - 798.25 SQ.FT.
BALCONY RANGE = 43.06 - 43.49 SQ.FT.
TOTAL RANGE = 839.26 - 841.74 SQ.FT.

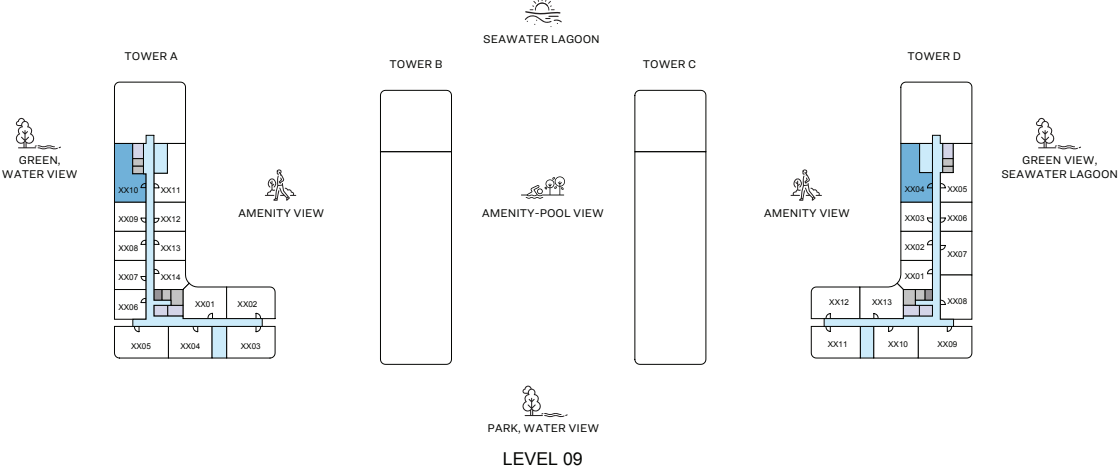
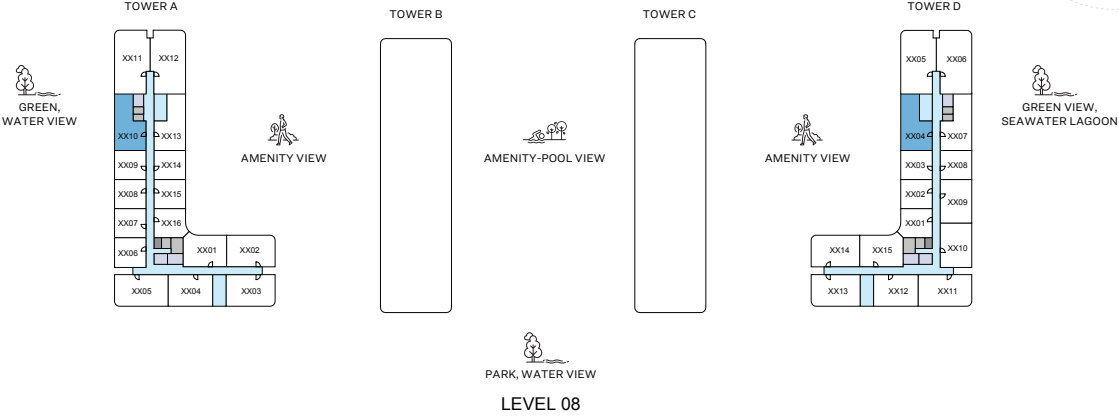
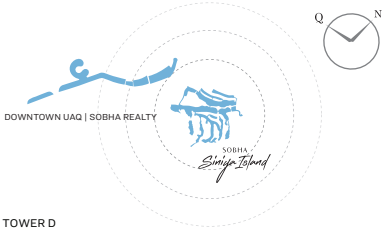
List of unit numbers with this unit plan:

VIEWS

Amenity, Pool, Seawater Lagoon
C-406, C-506, C-606, C-706

Amenity, Seawater Lagoon
B-304, C-310, D-304, B-404, C-412, D-404, B-504,
C-512, D-504, B-604, C-612, D-604, B-704, C-710,
D-704, D-804, D-904

Green, Water View
A-210, A-310, A-410, A-510, A-610, A-710, A-810, A-910



2

BEDROOM
APARTMENT

TYPE C

(with balcony)

TOTAL SALEABLE AREA
SUITE RANGE = 796.21 - 798.25 SQ.FT.
BALCONY RANGE = 43.06 - 43.49 SQ.FT.
TOTAL RANGE = 839.26 - 841.74 SQ.FT.

List of unit numbers with this unit plan:

VIEWS

Amenity, Pool, Seawater Lagoon
C-406, C-506, C-606, C-706

Amenity, Seawater Lagoon
B-304, C-310, D-304, B-404, C-412, D-404, B-504,
C-512, D-504, B-604, C-612, D-604, B-704, C-710,
D-704, D-804, D-904

Green, Water View
A-210, A-310, A-410, A-510, A-610, A-710, A-810, A-910



2
BEDROOM
APARTMENT

TYPE C
(with balcony)

TOTAL SALEABLE AREA
SUITE RANGE = 796.21 - 798.25 SQ.FT.
BALCONY RANGE = 43.06 - 43.49 SQ.FT.
TOTAL RANGE = 839.26 - 841.74 SQ.FT.

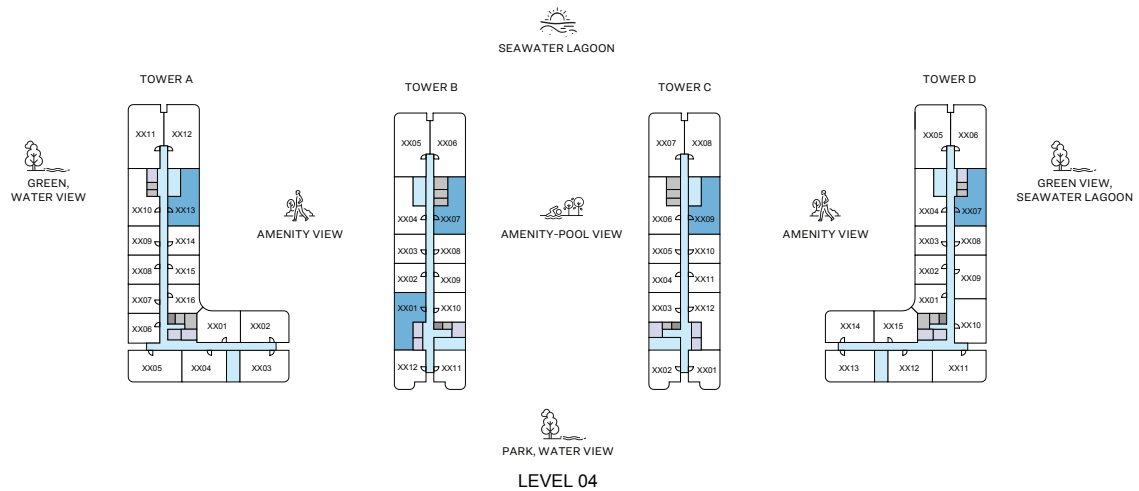
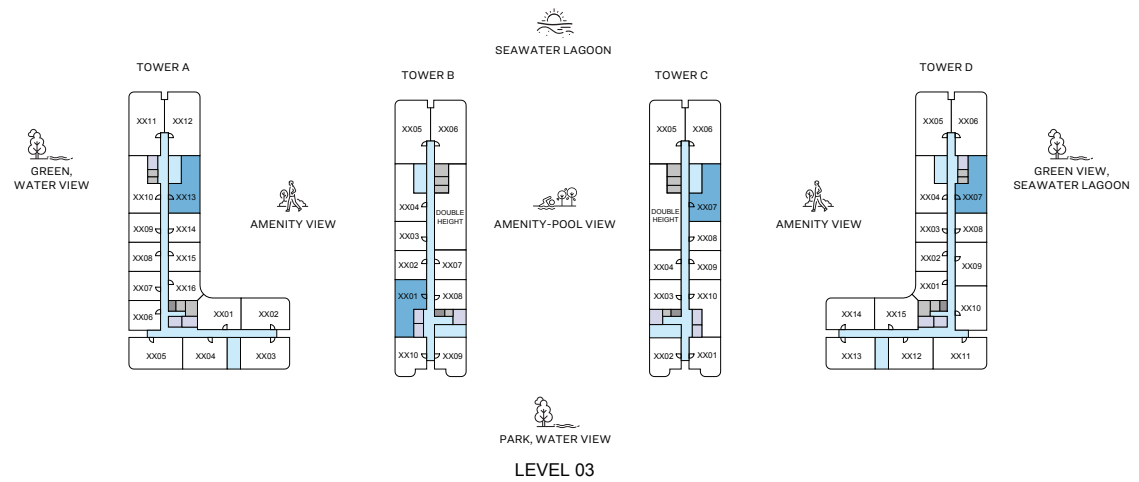
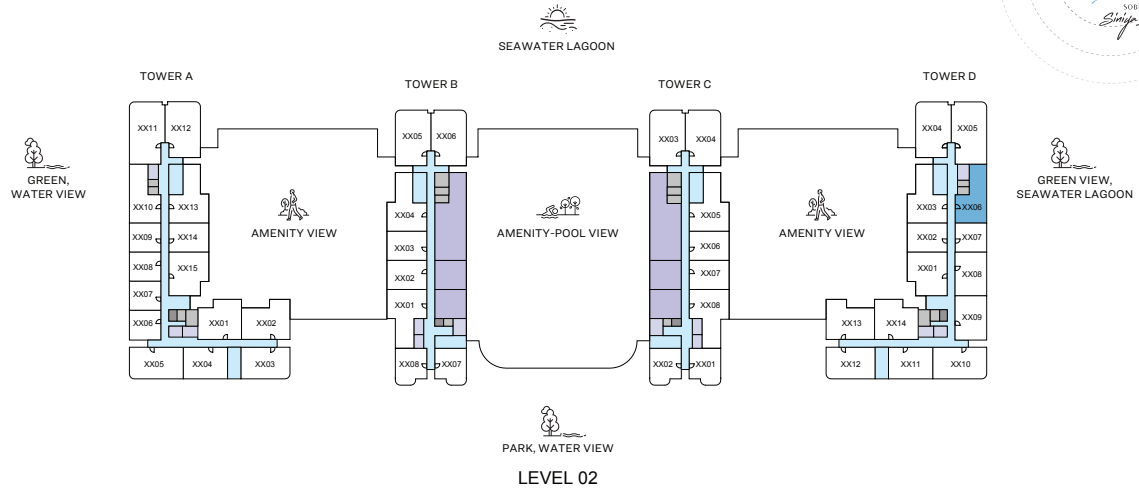
List of unit numbers with this unit plan:

VIEWS

Amenity, Pool, Seawater Lagoon
C-406, C-506, C-606, C-706

Amenity, Seawater Lagoon
B-304, C-310, D-304, B-404, C-412, D-404, B-504,
C-512, D-504, B-604, C-612, D-604, B-704, C-710,
D-704, D-804, D-904

Green, Water View
A-210, A-310, A-410, A-510, A-610, A-710, A-810, A-910



2

BEDROOM
APARTMENT

TYPE C VARIANT 1

(with balcony)

TOTAL SALEABLE AREA
SUITE RANGE = 796.21 - 798.14 SQ.FT.
BALCONY RANGE = 42.95 - 43.49 SQ.FT.
TOTAL RANGE = 839.37 - 841.63 SQ.FT.

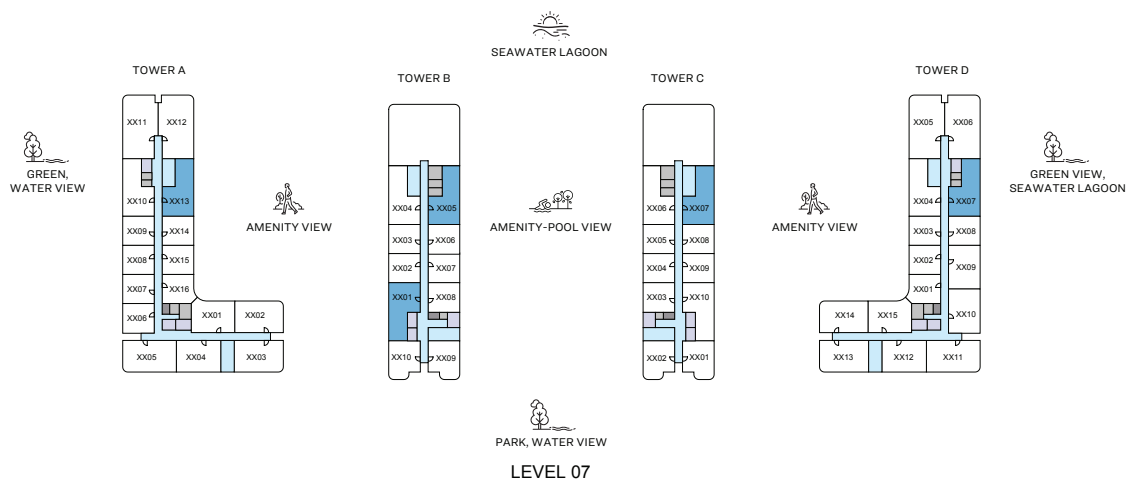
List of unit numbers with this unit plan:

VIEWS

Amenity, Pool, Seawater Lagoon
B-407, B-507, B-607, B-705

Amenity, Seawater Lagoon
A-313, B-301, C-307, A-413, B-401, C-409, A-513,
B-501, C-509, A-613, B-601, C-609, A-713, B-701,
C-707, A-813, A-911

Green View, Seawater Lagoon
D-206, D-307, D-407, D-507, D-607, D-707,
D-807, D-905



2 BEDROOM APARTMENT

TYPE C
VARIANT 1
(with balcony)

TOTAL SALEABLE AREA
SUITE RANGE = 796.21 - 798.14 SQ.FT.
BALCONY RANGE = 42.95 - 43.49 SQ.FT.
TOTAL RANGE = 839.37 - 841.63 SQ.FT.

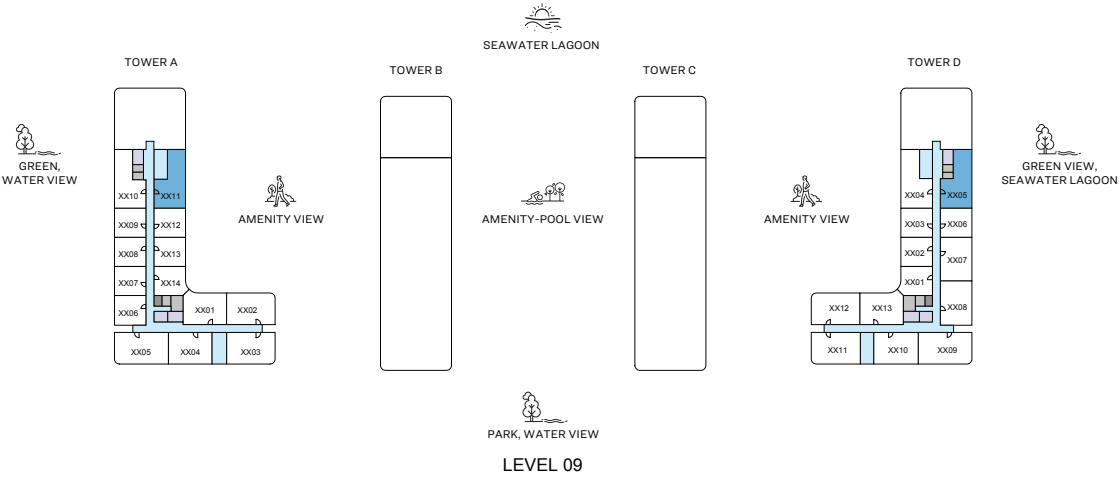
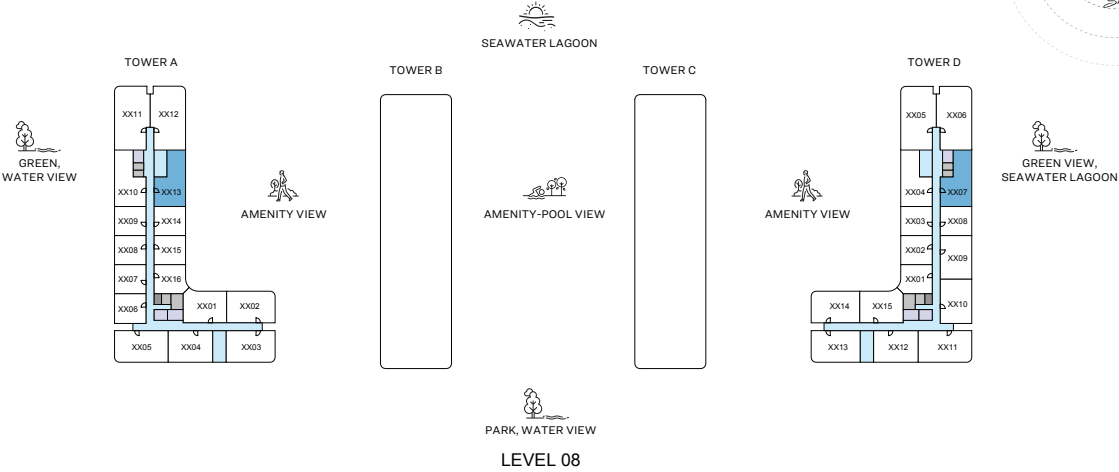
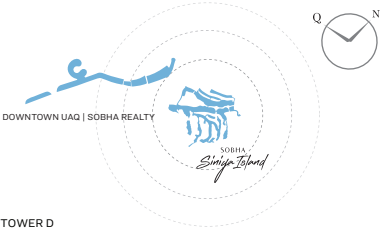
List of unit numbers with this unit plan:

VIEWS

Amenity, Pool, Seawater Lagoon
B-407, B-507, B-607, B-705

Amenity, Seawater Lagoon
A-313, B-301, C-307, A-413, B-401, C-409, A-513,
B-501, C-509, A-613, B-601, C-609, A-713, B-701,
C-707, A-813, A-911

Green View, Seawater Lagoon
D-206, D-307, D-407, D-507, D-607, D-707,
D-807, D-905



2

BEDROOM
APARTMENT

TYPE C VARIANT 1

(with balcony)

TOTAL SALEABLE AREA
SUITE RANGE = 796.21 - 798.14 SQ.FT.
BALCONY RANGE = 42.95 - 43.49 SQ.FT.
TOTAL RANGE = 839.37 - 841.63 SQ.FT.

List of unit numbers with this unit plan:

VIEWS

Amenity, Pool, Seawater Lagoon
B-407, B-507, B-607, B-705

Amenity, Seawater Lagoon
A-313, B-301, C-307, A-413, B-401, C-409, A-513,
B-501, C-509, A-613, B-601, C-609, A-713, B-701,
C-707, A-813, A-911

Green View, Seawater Lagoon
D-206, D-307, D-407, D-507, D-607, D-707,
D-807, D-905



2
BEDROOM
APARTMENT

TYPE C
VARIANT 1
(with balcony)

TOTAL SALEABLE AREA
SUITE RANGE = 796.21 - 798.14 SQ.FT.
BALCONY RANGE = 42.95 - 43.49 SQ.FT.
TOTAL RANGE = 839.37 - 841.63 SQ.FT.

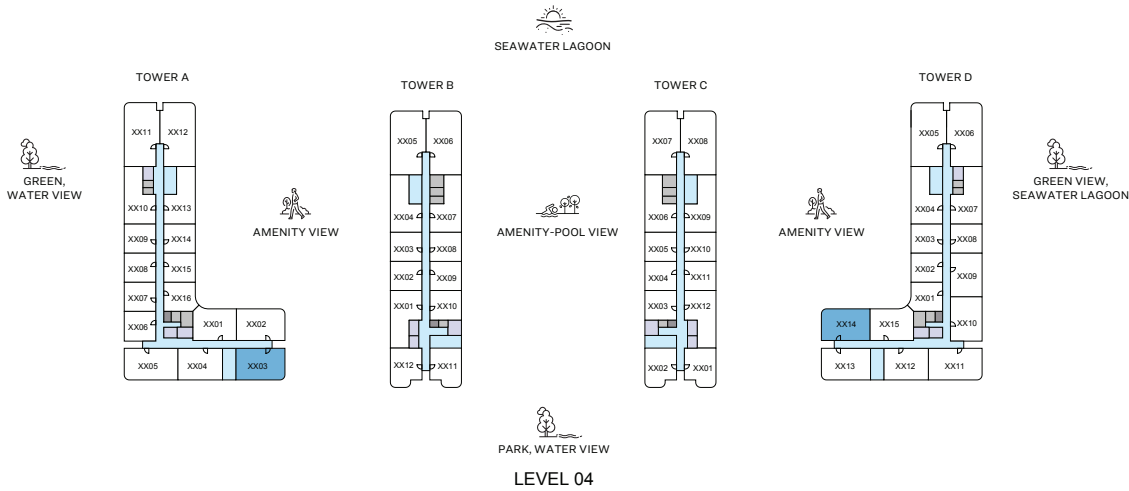
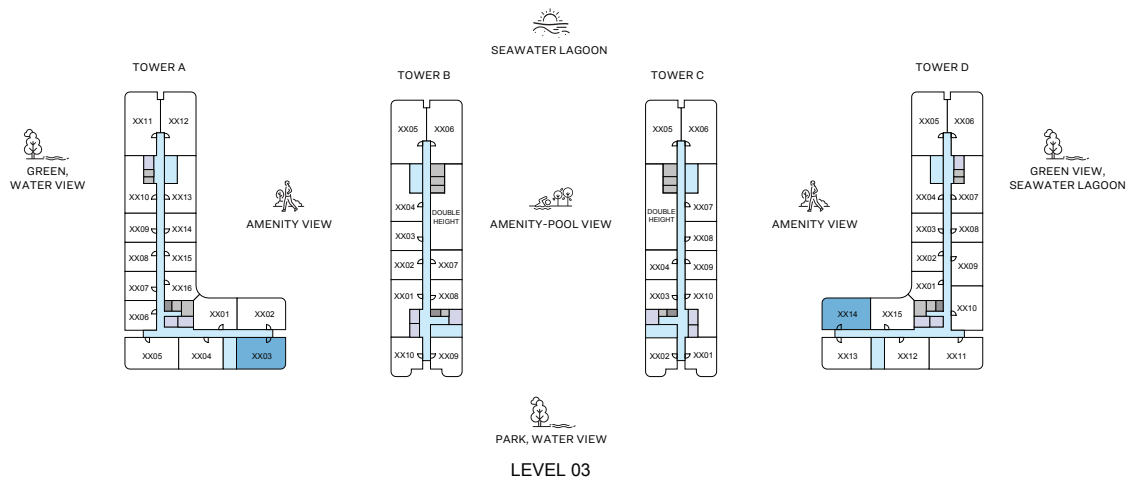
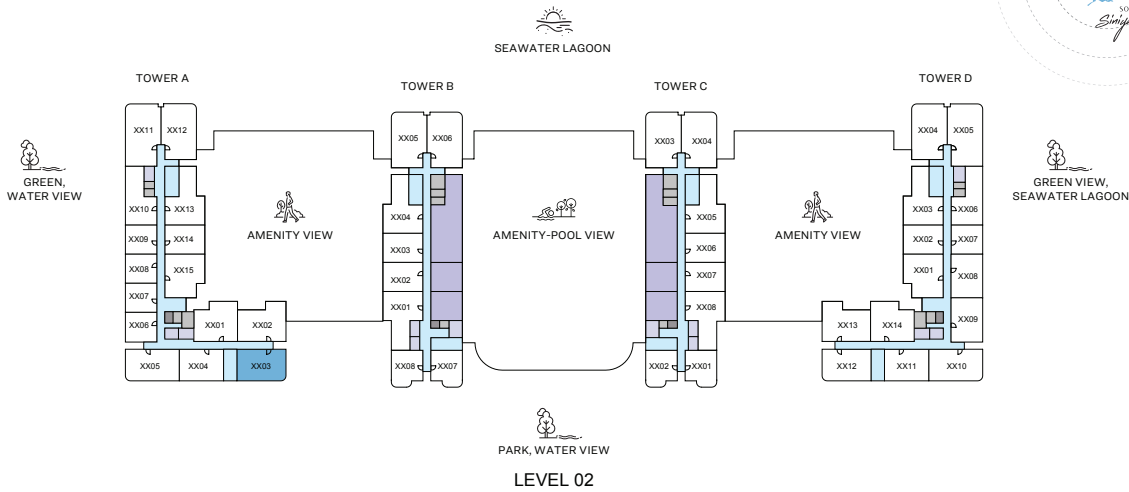
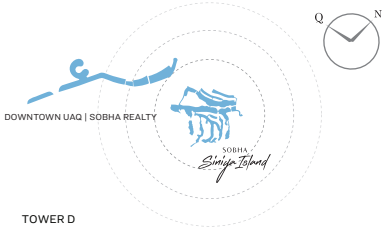
List of unit numbers with this unit plan:

VIEWS

Amenity, Pool, Seawater Lagoon
B-407, B-507, B-607, B-705

Amenity, Seawater Lagoon
A-313, B-301, C-307, A-413, B-401, C-409, A-513,
B-501, C-509, A-613, B-601, C-609, A-713, B-701,
C-707, A-813, A-911

Green View, Seawater Lagoon
D-206, D-307, D-407, D-507, D-607, D-707,
D-807, D-905



2

BEDROOM
APARTMENT

TYPE D

(with balcony)

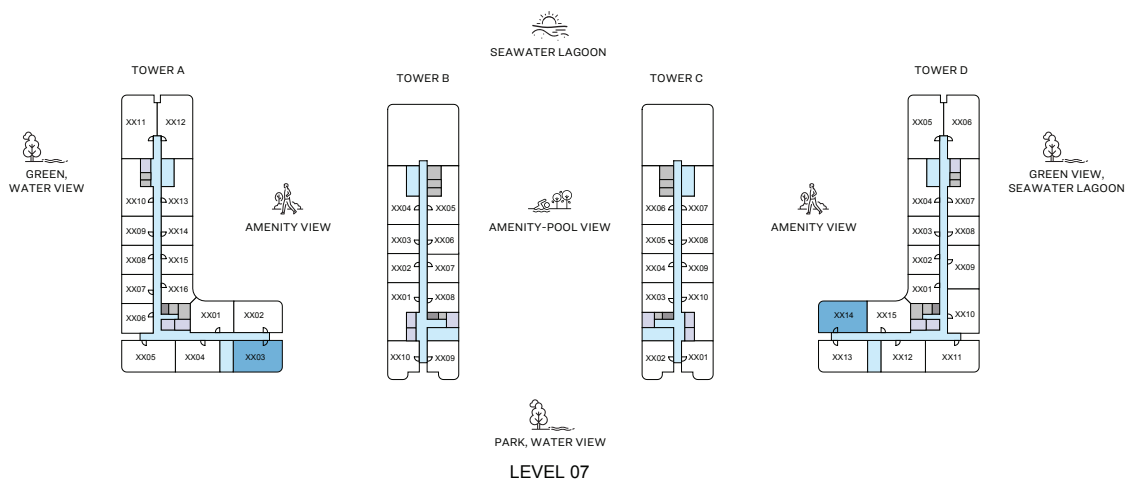
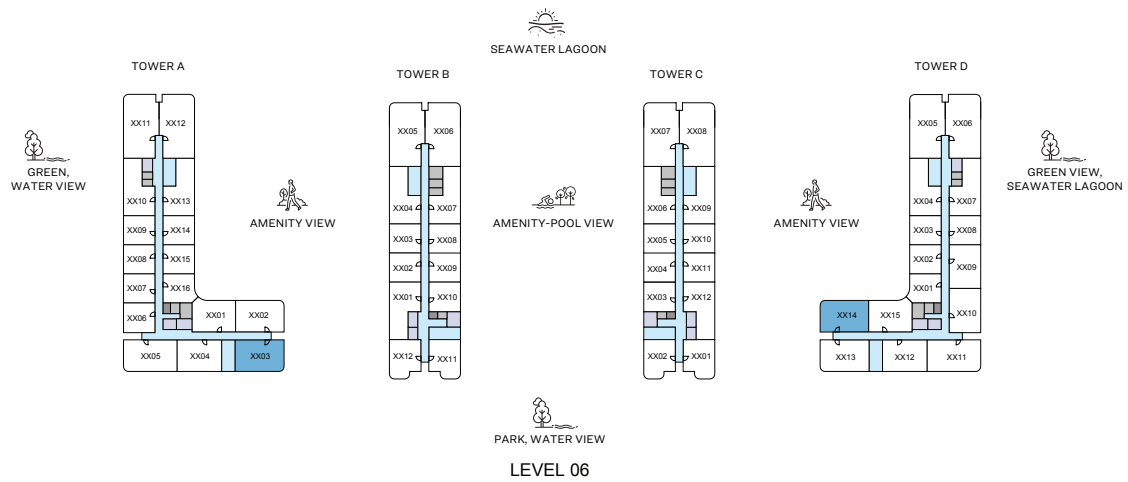
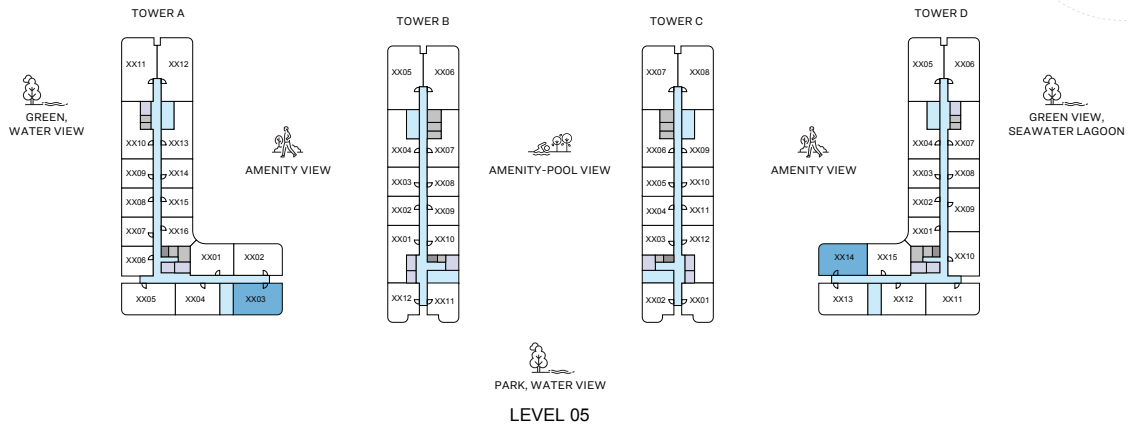
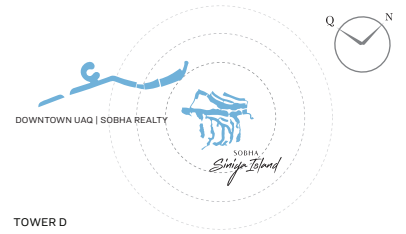
TOTAL SALEABLE AREA
SUITE RANGE = 805.46 - 807.72 SQ.FT.
BALCONY RANGE = 57.26 - 57.37 SQ.FT.
TOTAL RANGE = 862.73 - 865.10 SQ.FT.

List of unit numbers with this unit plan:

VIEWS

Amenity, Seawater Lagoon
D-314, D-414, D-514, D-614, D-714, D-814, D-912

Park, Water View
A-203, A-303, A-403, A-503, A-603, A-703, A-803, A-903



2

BEDROOM
APARTMENT

TYPE D

(with balcony)

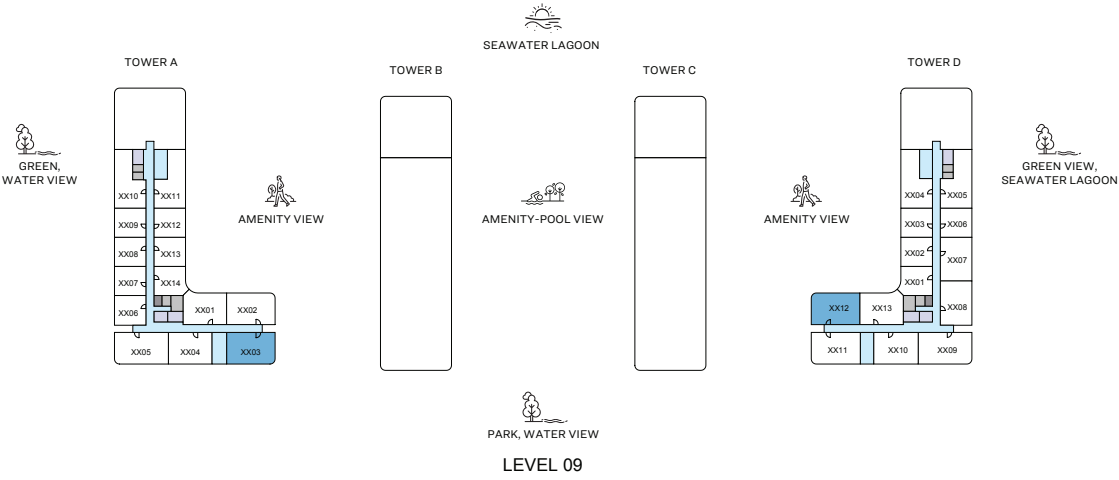
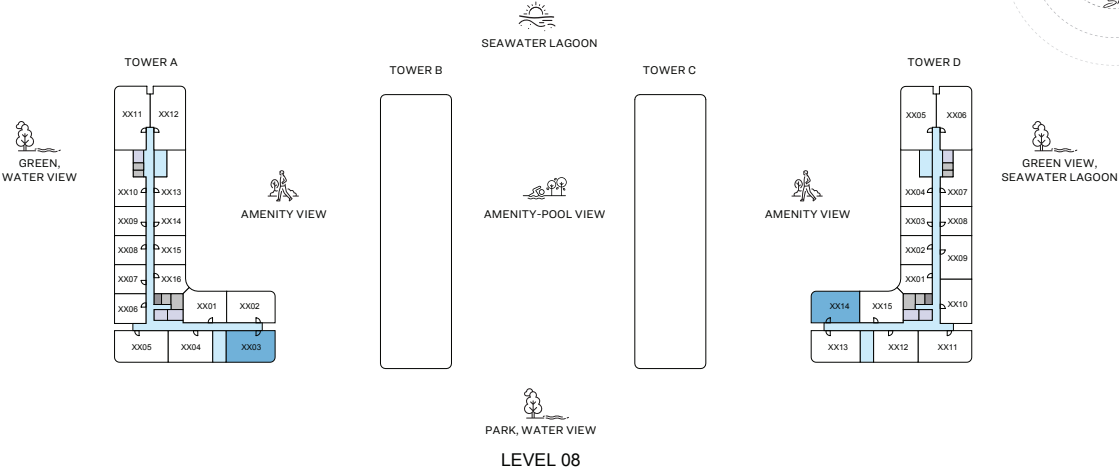
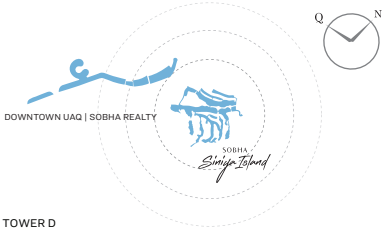
TOTAL SALEABLE AREA
 SUITE RANGE = 805.46 - 807.72 SQ.FT.
 BALCONY RANGE = 57.26 - 57.37 SQ.FT.
 TOTAL RANGE = 862.73 - 865.10 SQ.FT.

List of unit numbers with this unit plan:

VIEWS

Amenity, Seawater Lagoon
 D-314, D-414, D-514, D-614, D-714, D-814, D-912

Park, Water View
 A-203, A-303, A-403, A-503, A-603, A-703, A-803, A-903



2

BEDROOM
APARTMENT

TYPE D

(with balcony)

TOTAL SALEABLE AREA
SUITE RANGE = 805.46 - 807.72 SQ.FT.
BALCONY RANGE = 57.26 - 57.37 SQ.FT.
TOTAL RANGE = 862.73 - 865.10 SQ.FT.

List of unit numbers with this unit plan:

VIEWS

Amenity, Seawater Lagoon
D-314, D-414, D-514, D-614, D-714, D-814, D-912

Park, Water View
A-203, A-303, A-403, A-503, A-603, A-703, A-803, A-903



2
BEDROOM
APARTMENT

TYPE D
(with balcony)

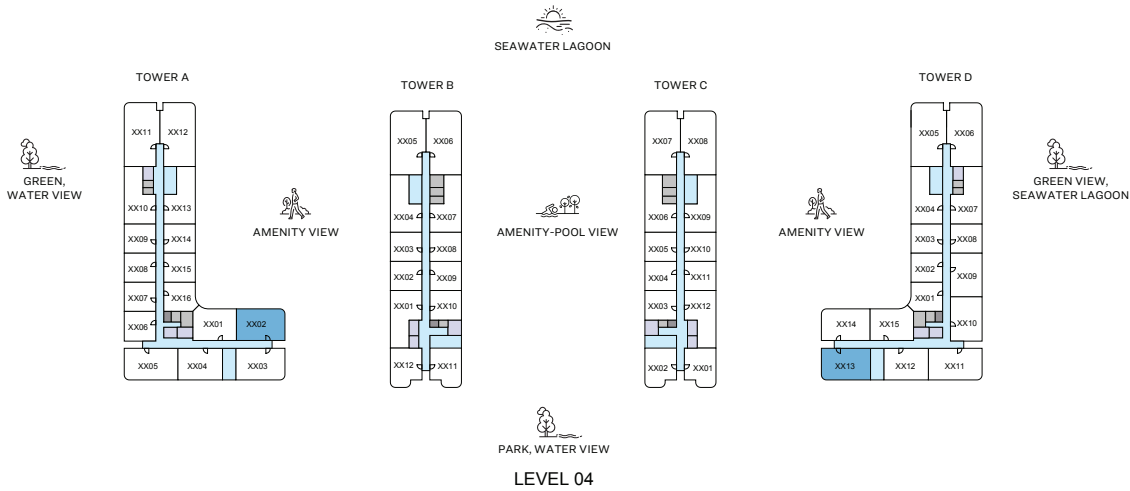
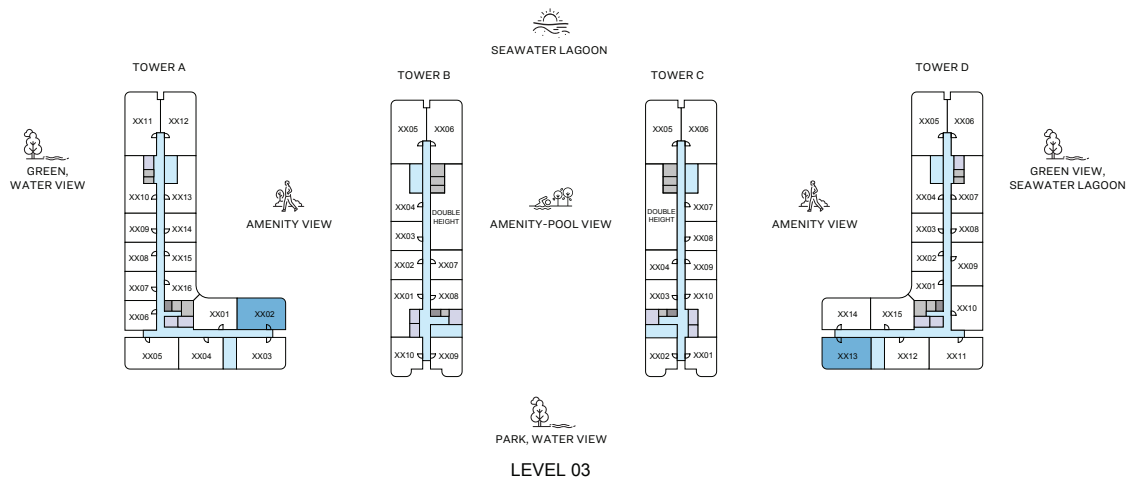
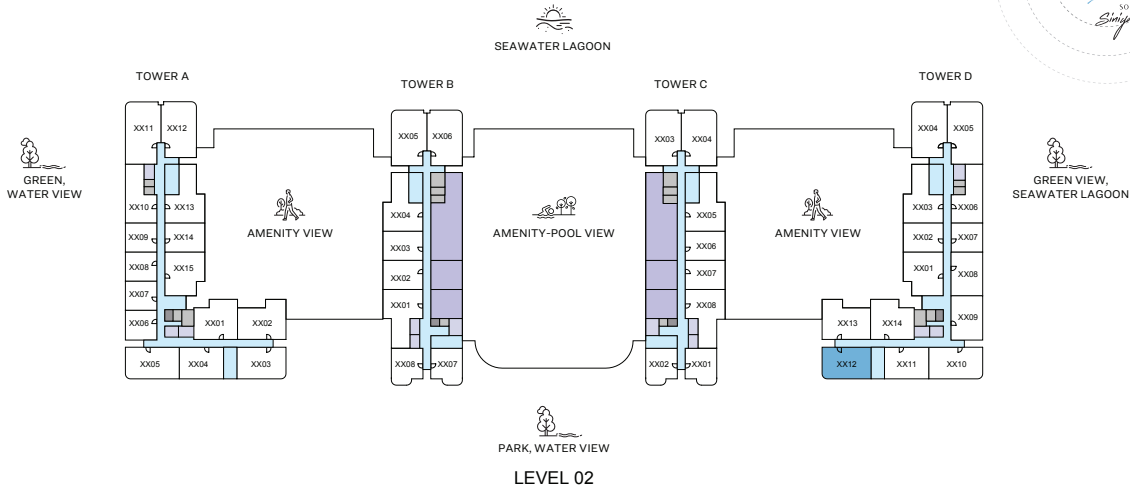
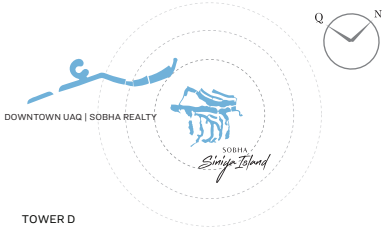
TOTAL SALEABLE AREA
SUITE RANGE = 805.46 - 807.72 SQ.FT.
BALCONY RANGE = 57.26 - 57.37 SQ.FT.
TOTAL RANGE = 862.73 - 865.10 SQ.FT.

List of unit numbers with this unit plan:

VIEWS

Amenity, Seawater Lagoon
D-314, D-414, D-514, D-614, D-714, D-814, D-912

Park, Water View
A-203, A-303, A-403, A-503, A-603, A-703, A-803, A-903



2 BEDROOM APARTMENT

TYPE D VARIANT 1 (with balcony)

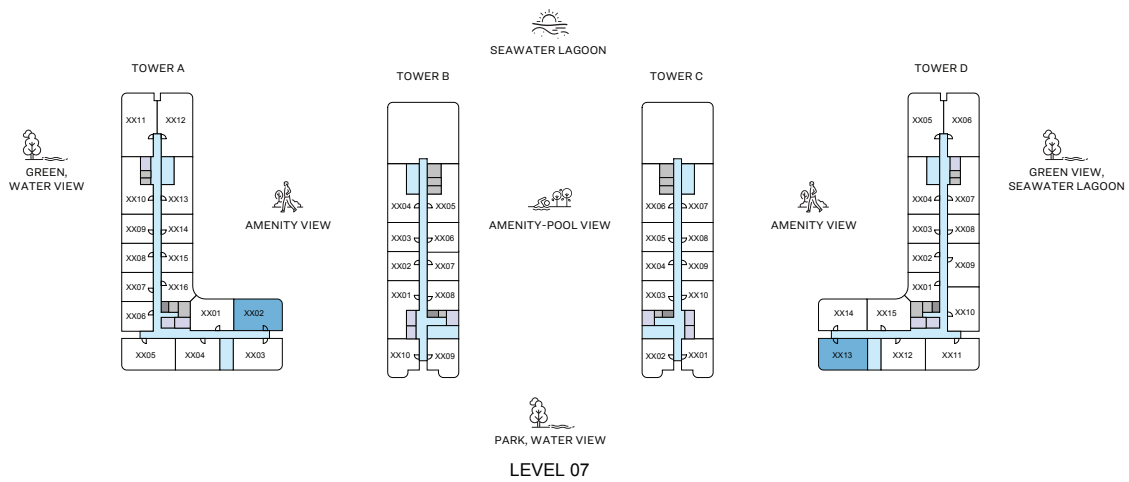
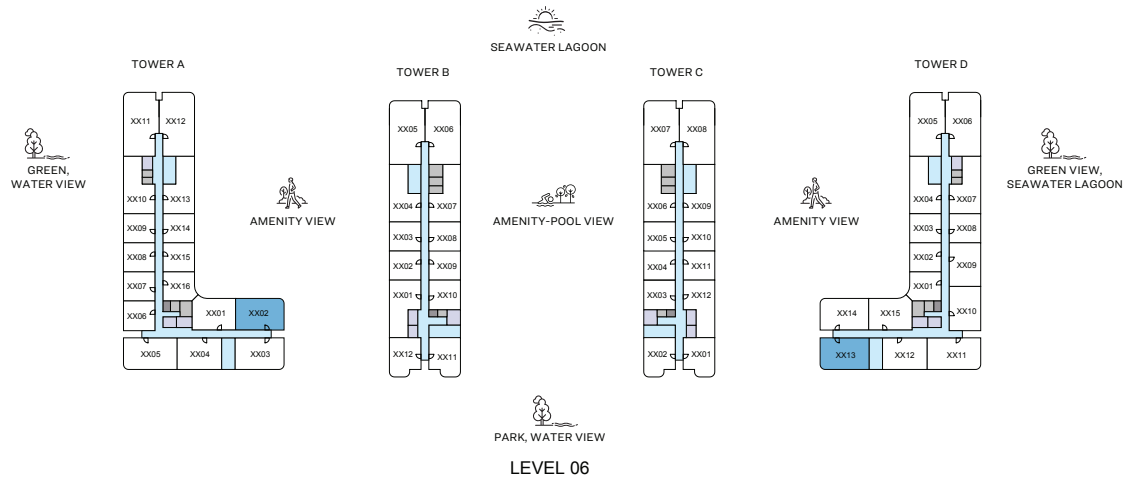
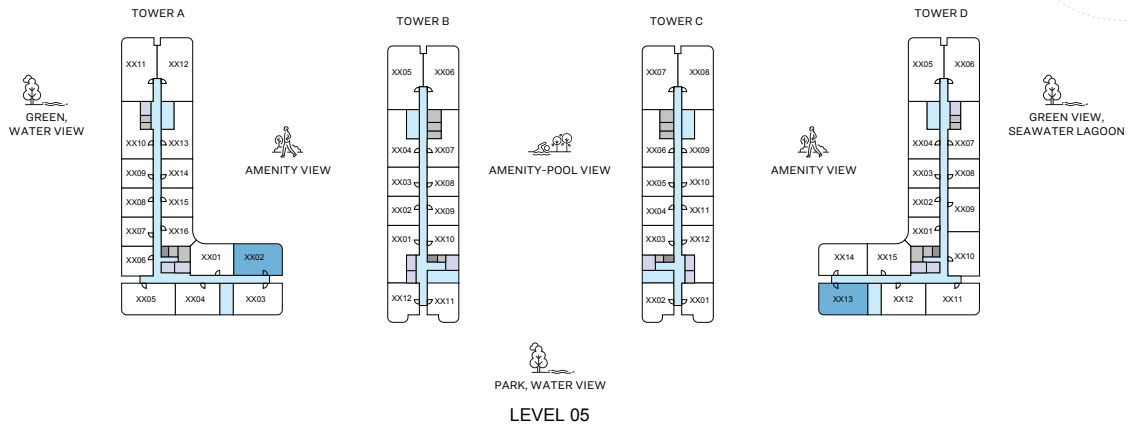
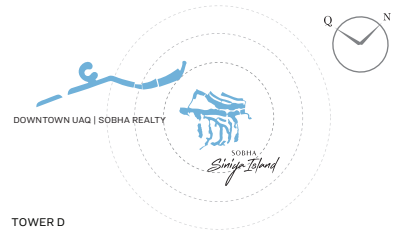
TOTAL SALEABLE AREA
SUITE RANGE = 805.57 - 806.76 SQ.FT.
BALCONY RANGE = 57.26 - 57.37 SQ.FT.
TOTAL RANGE = 862.84 - 864.13 SQ.FT.

List of unit numbers with this unit plan:

VIEWS

Amenity, Seawater Lagoon
A-302, A-402, A-502, A-602, A-702, A-802, A-902

Park, Water View
D-212, D-313, D-413, D-513, D-613, D-713, D-813, D-911



2

BEDROOM
APARTMENT

TYPE D VARIANT 1 (with balcony)

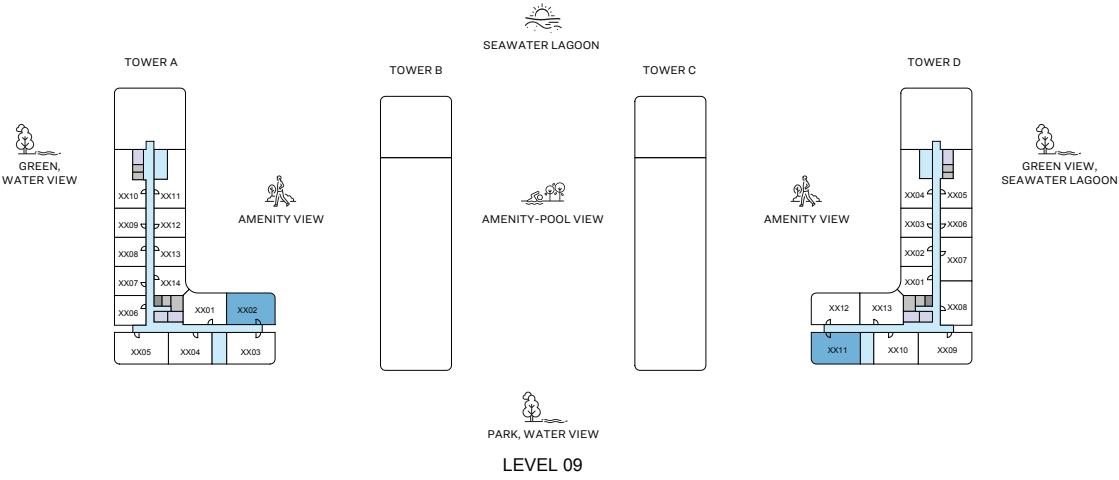
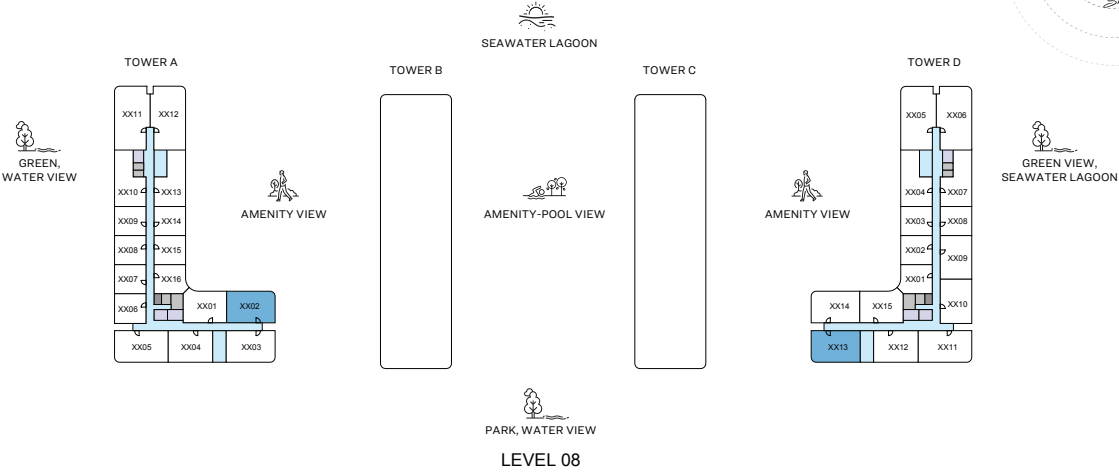
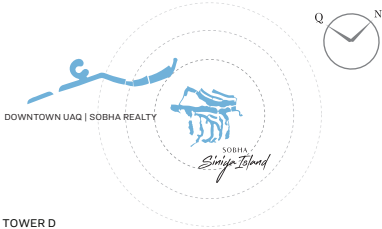
TOTAL SALEABLE AREA
SUITE RANGE = 805.57 - 806.76 SQ.FT.
BALCONY RANGE = 57.26 - 57.37 SQ.FT.
TOTAL RANGE = 862.84 - 864.13 SQ.FT.

List of unit numbers with this unit plan:

VIEWS

Amenity, Seawater Lagoon
A-302, A-402, A-502, A-602, A-702, A-802, A-902

Park, Water View
D-212, D-313, D-413, D-513, D-613, D-713, D-813, D-911



2
BEDROOM
APARTMENT

TYPE D
VARIANT 1
(with balcony)

TOTAL SALEABLE AREA
SUITE RANGE = 805.57 - 806.76 SQ.FT.
BALCONY RANGE = 57.26 - 57.37 SQ.FT.
TOTAL RANGE = 862.84 - 864.13 SQ.FT.

List of unit numbers with this unit plan:

VIEWS

Amenity, Seawater Lagoon
A-302, A-402, A-502, A-602, A-702, A-802, A-902

Park, Water View
D-212, D-313, D-413, D-513, D-613, D-713, D-813, D-911



2
BEDROOM
APARTMENT

TYPE D
VARIANT 1
(with balcony)

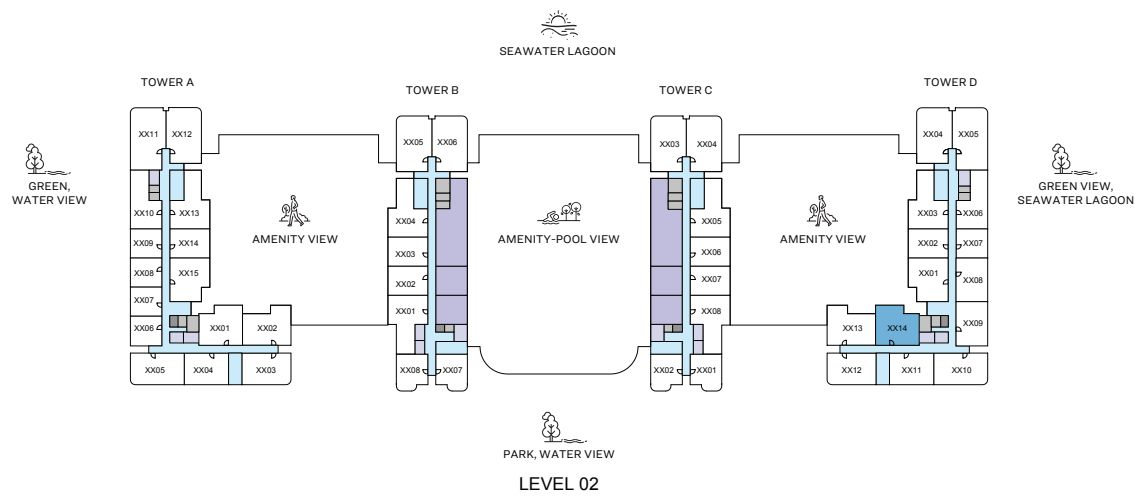
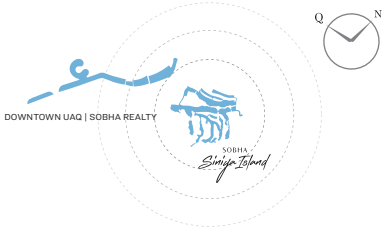
TOTAL SALEABLE AREA
SUITE RANGE = 805.57 - 806.76 SQ.FT.
BALCONY RANGE = 57.26 - 57.37 SQ.FT.
TOTAL RANGE = 862.84 - 864.13 SQ.FT.

List of unit numbers with this unit plan:

VIEWS

Amenity, Seawater Lagoon
A-302, A-402, A-502, A-602, A-702, A-802, A-902

Park, Water View
D-212, D-313, D-413, D-513, D-613, D-713, D-813, D-911



2

BEDROOM
APARTMENT

TYPE E

(with yard)

TOTAL SALEABLE AREA
SUITE = 774.68 SQ.FT.
YARD = 147.25 SQ.FT.
TOTAL = 921.93 SQ.FT.

List of unit numbers with this unit plan:

VIEWS
Amenity
D-214



2
BEDROOM
APARTMENT

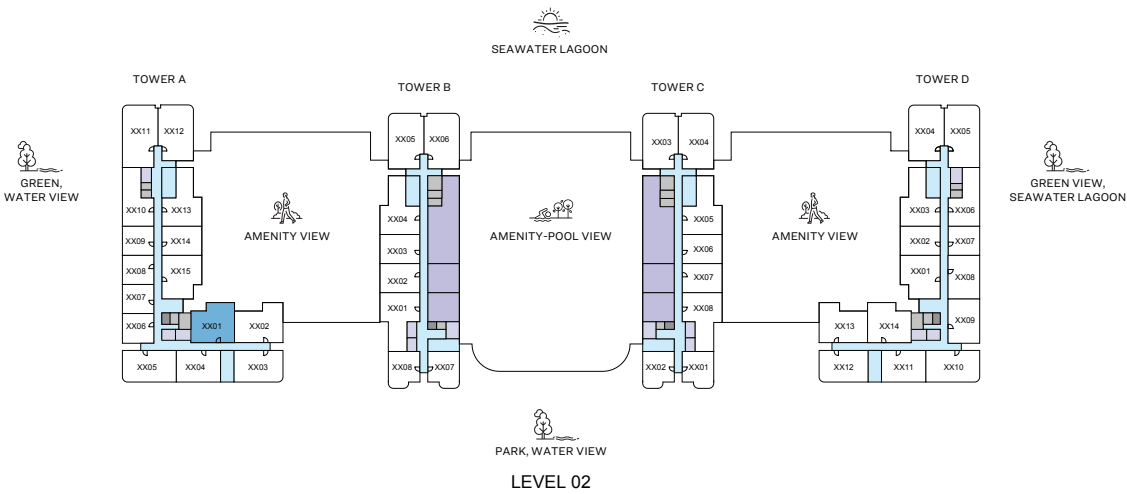
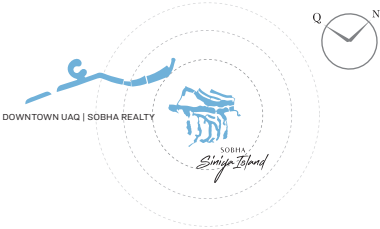
TYPE E
(with yard)

TOTAL SALEABLE AREA
SUITE = 774.68 SQ.FT.
YARD = 147.25 SQ.FT.
TOTAL = 921.93 SQ.FT.

List of unit numbers with this unit plan:

VIEWS

Amenity
D-214



2
BEDROOM
APARTMENT

TYPE E
VARIANT 1
(with yard)

TOTAL SALEABLE AREA
SUITE = 774.68 SQ.FT.
YARD = 147.25 SQ.FT.
TOTAL = 921.93 SQ.FT.

List of unit numbers with this unit plan:

VIEWS
Amenity
A-201



2
BEDROOM
APARTMENT

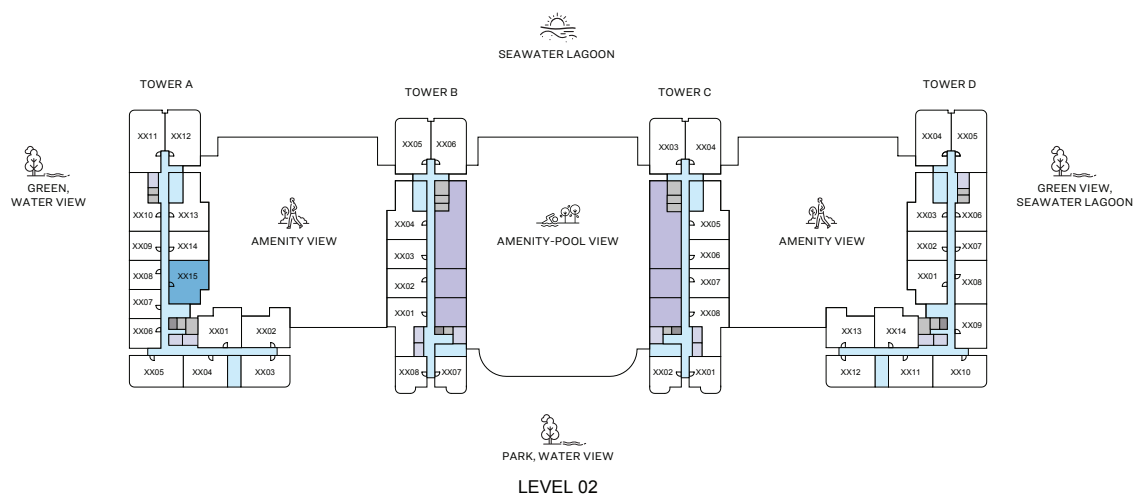
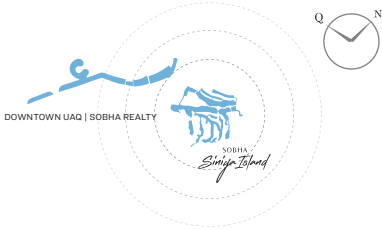
TYPE E
VARIANT 1
(with yard)

TOTAL SALEABLE AREA
SUITE = 774.68 SQ.FT.
YARD = 147.25 SQ.FT.
TOTAL = 921.93 SQ.FT.

List of unit numbers with this unit plan:

VIEWS

Amenity
A-201



2
BEDROOM
APARTMENT

TYPE F

(with yard)

TOTAL SALEABLE AREA
SUITE = 752.07 SQ.FT.
YARD = 155.00 SQ.FT.
TOTAL = 907.07 SQ.FT.

List of unit numbers with this unit plan:

VIEWS

Amenity
A-215



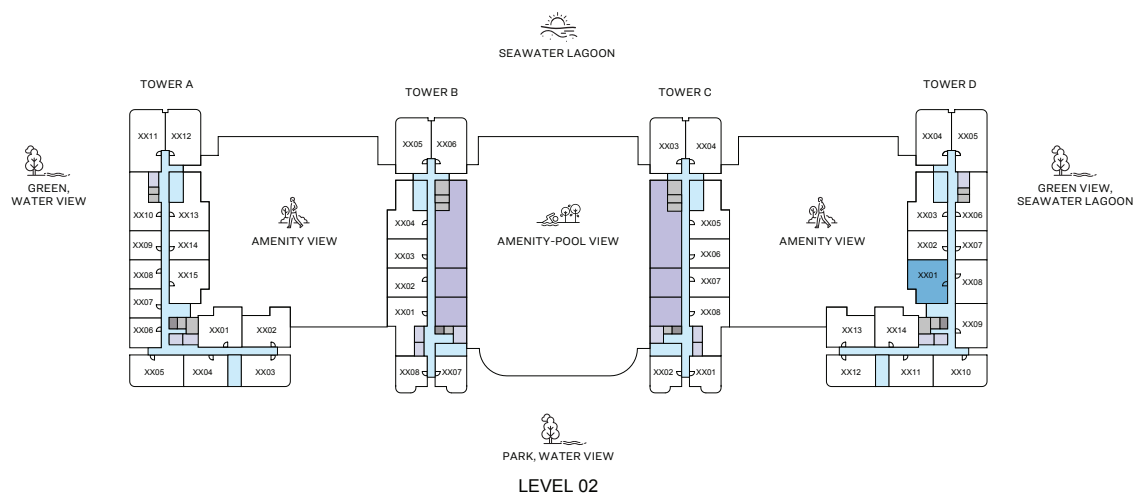
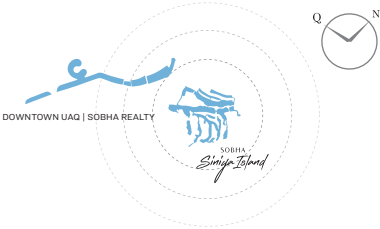
2
BEDROOM
APARTMENT

TYPE F
(with yard)

TOTAL SALEABLE AREA
SUITE = 752.07 SQ.FT.
YARD = 155.00 SQ.FT.
TOTAL = 907.07 SQ.FT.

List of unit numbers with this unit plan:

VIEWS
Amenity
A-215



2
BEDROOM
APARTMENT

TYPE F
VARIANT 1
(with yard)

TOTAL SALEABLE AREA
SUITE = 752.18 SQ.FT.
YARD = 155.00 SQ.FT.
TOTAL = 907.18 SQ.FT.

List of unit numbers with this unit plan:

VIEWS
Amenity
D-201



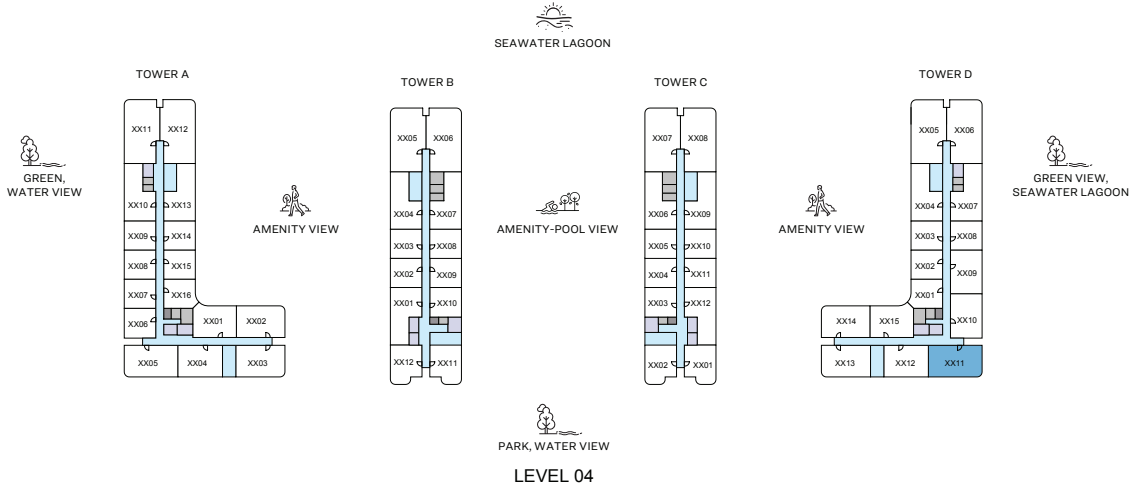
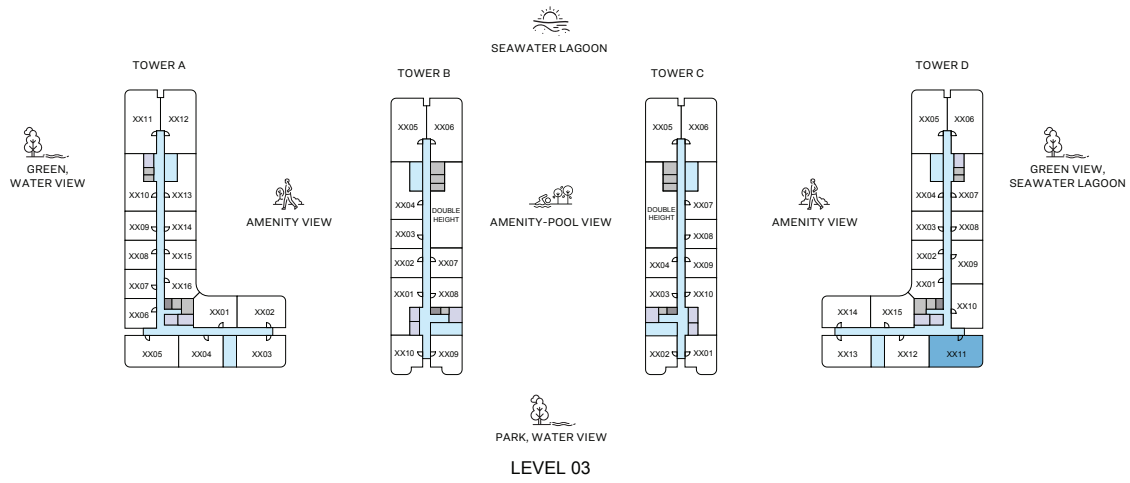
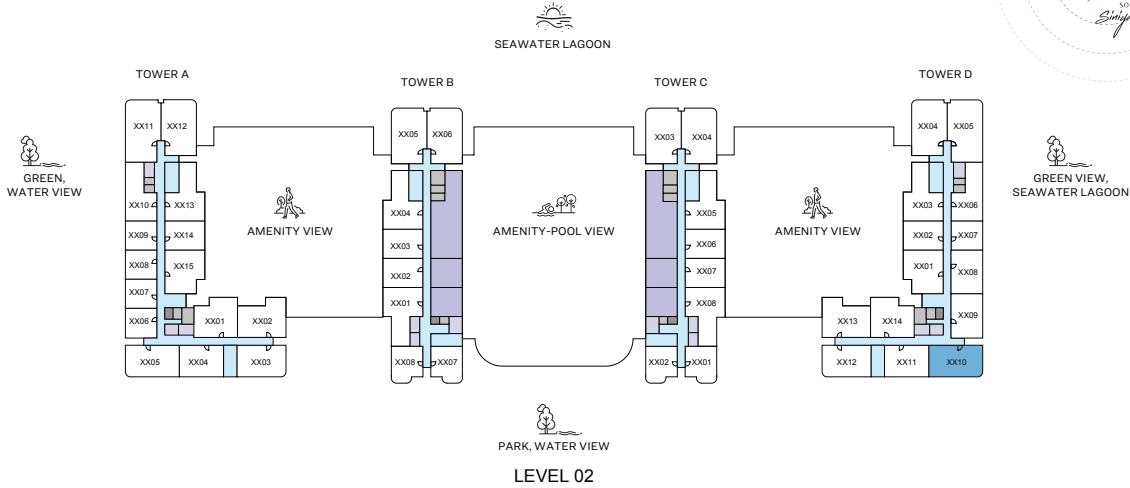
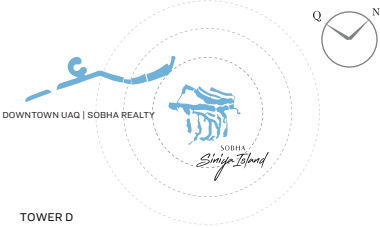
2
BEDROOM
APARTMENT

TYPE F
VARIANT 1
(with yard)

TOTAL SALEABLE AREA
SUITE = 752.18 SQ.FT.
YARD = 155.00 SQ.FT.
TOTAL = 907.18 SQ.FT.

List of unit numbers with this unit plan:

VIEWS
Amenity
D-201



2

BEDROOM
APARTMENT

TYPE G

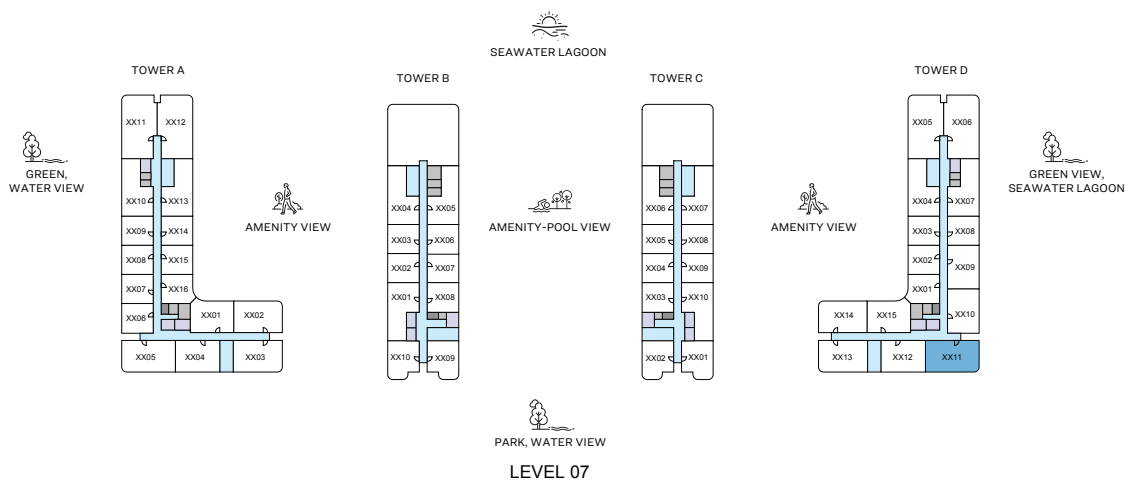
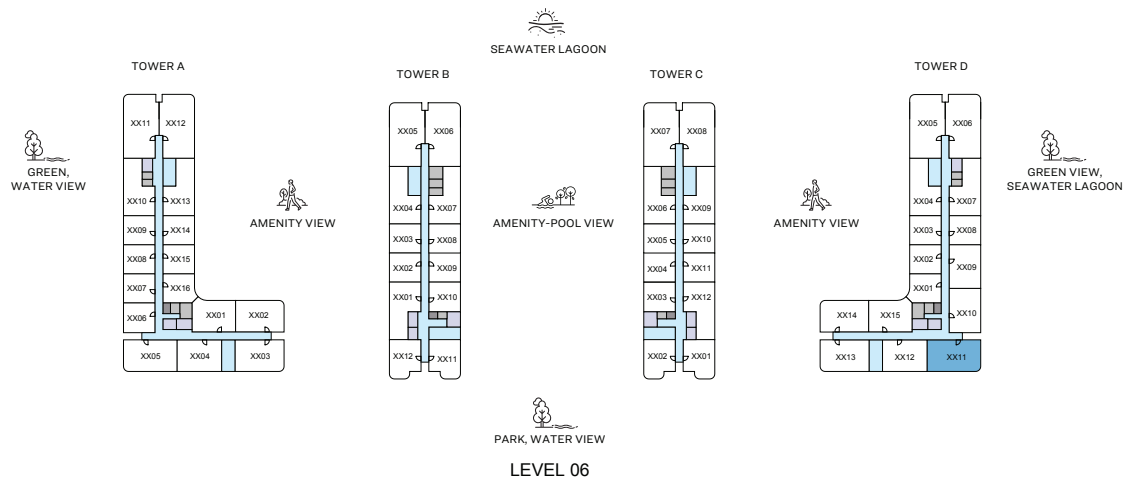
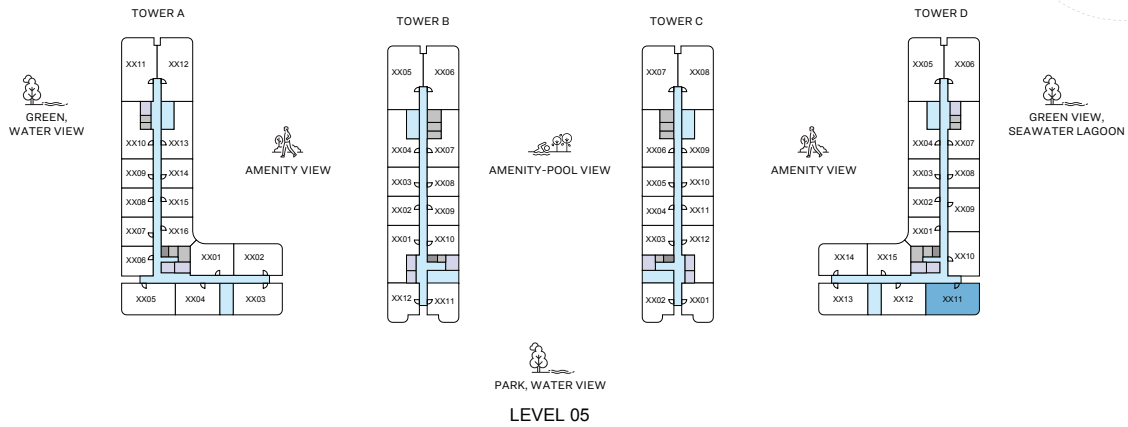
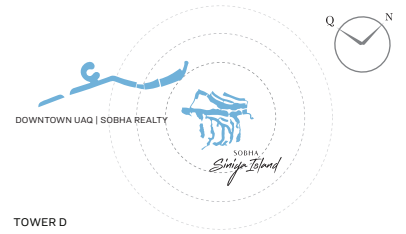
(with balcony)

TOTAL SALEABLE AREA
SUITE RANGE = 867.57 - 868.32 SQ.FT.
BALCONY = 104.52 SQ.FT.
TOTAL RANGE = 972.09 - 972.84 SQ.FT.

List of unit numbers with this unit plan:

VIEWS

Green, Park, Water View
D-210, D-311, D-411, D-511, D-611, D-711, D-811, D-909



2

BEDROOM
APARTMENT

TYPE G

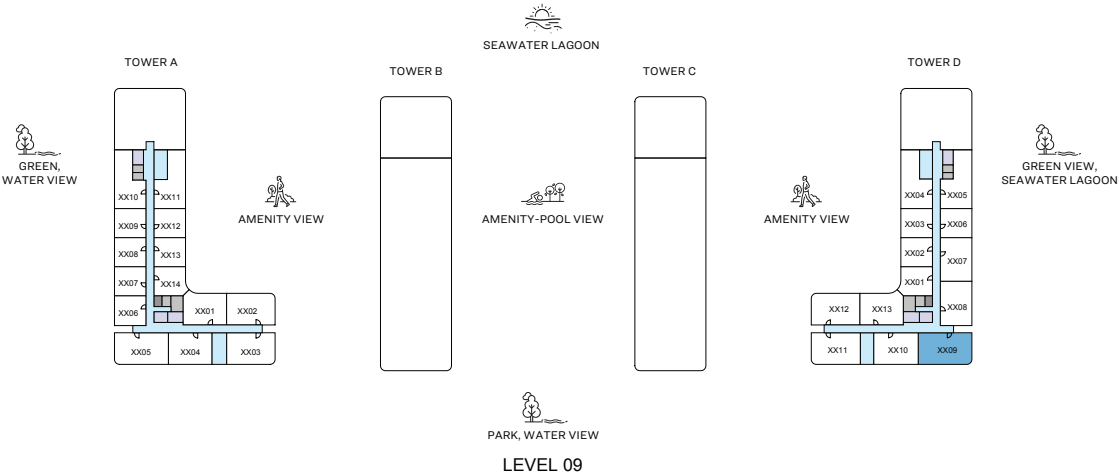
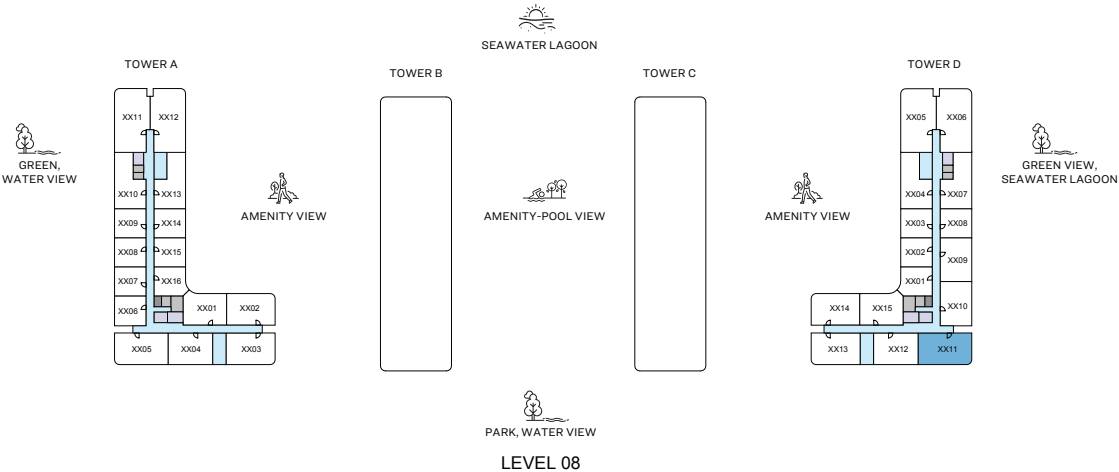
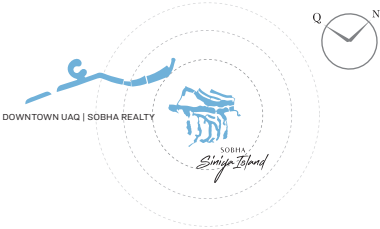
(with balcony)

List of unit numbers with this unit plan:

VIEWS

Green, Park, Water View
D-210, D-311, D-411, D-511, D-611, D-711, D-811, D-909

TOTAL SALEABLE AREA
SUITE RANGE = 867.57 - 868.32 SQ.FT.
BALCONY = 104.52 SQ.FT.
TOTAL RANGE = 972.09 - 972.84 SQ.FT.



2

BEDROOM
APARTMENT

TYPE G

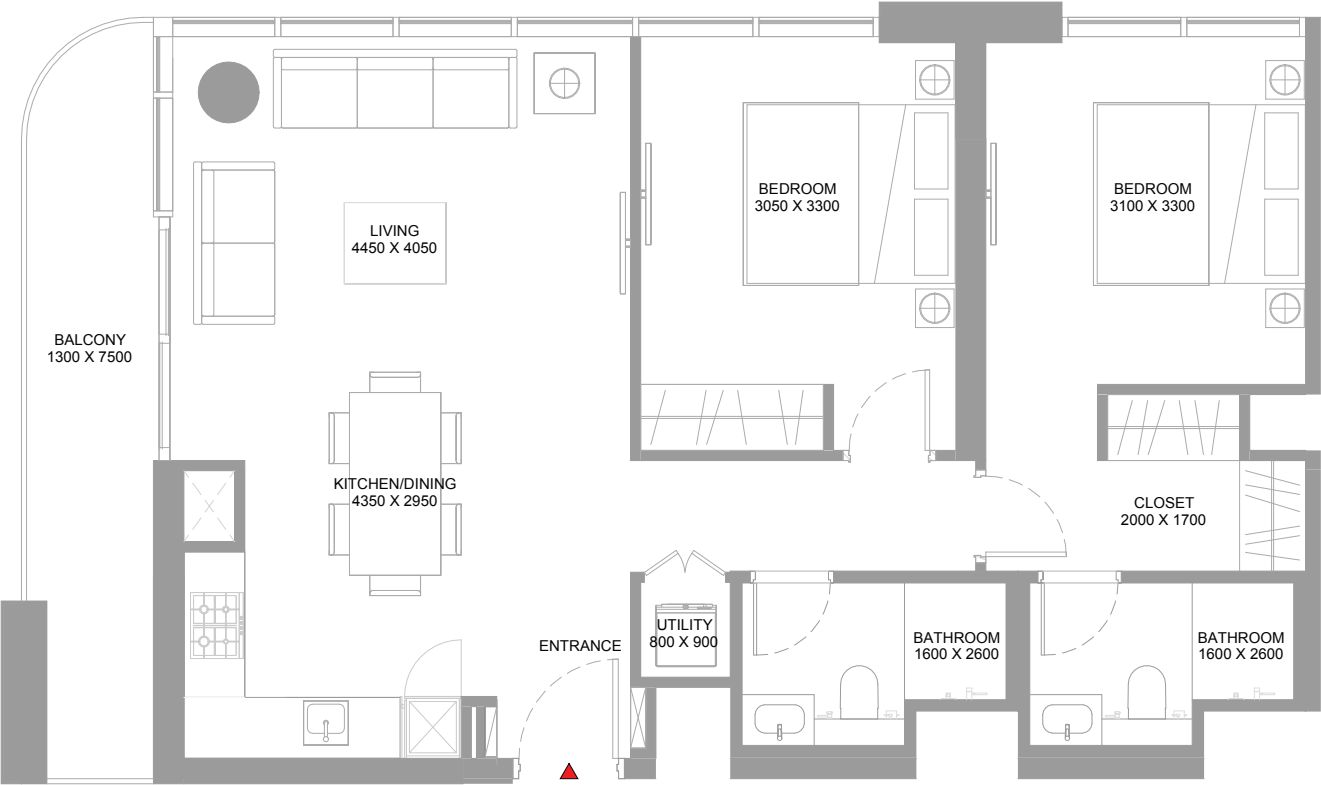
(with balcony)

TOTAL SALEABLE AREA
SUITE RANGE = 867.57 - 868.32 SQ.FT.
BALCONY = 104.52 SQ.FT.
TOTAL RANGE = 972.09 - 972.84 SQ.FT.

List of unit numbers with this unit plan:

VIEWS

Green, Park, Water View
D-210, D-311, D-411, D-511, D-611, D-711, D-811, D-909



2

BEDROOM
APARTMENT

TYPE G

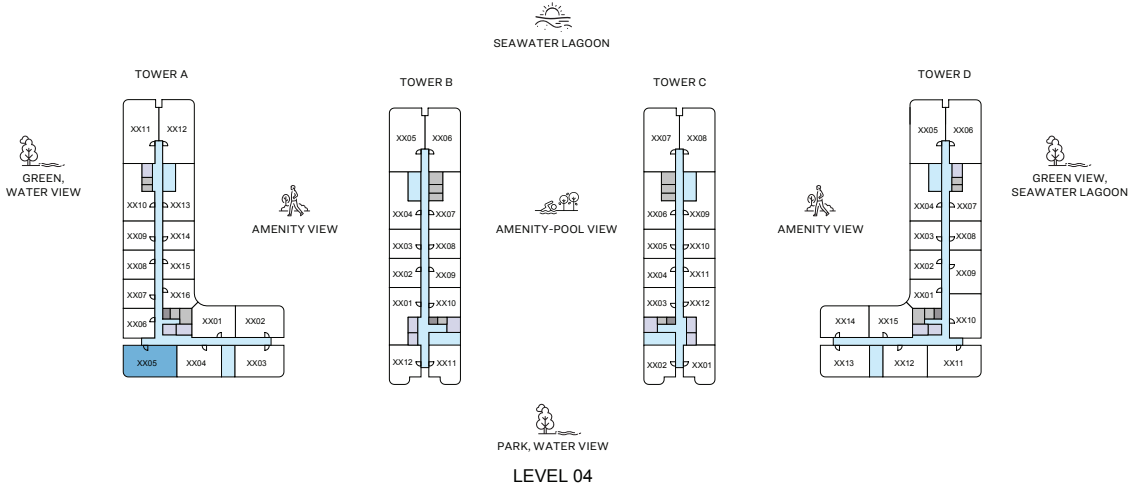
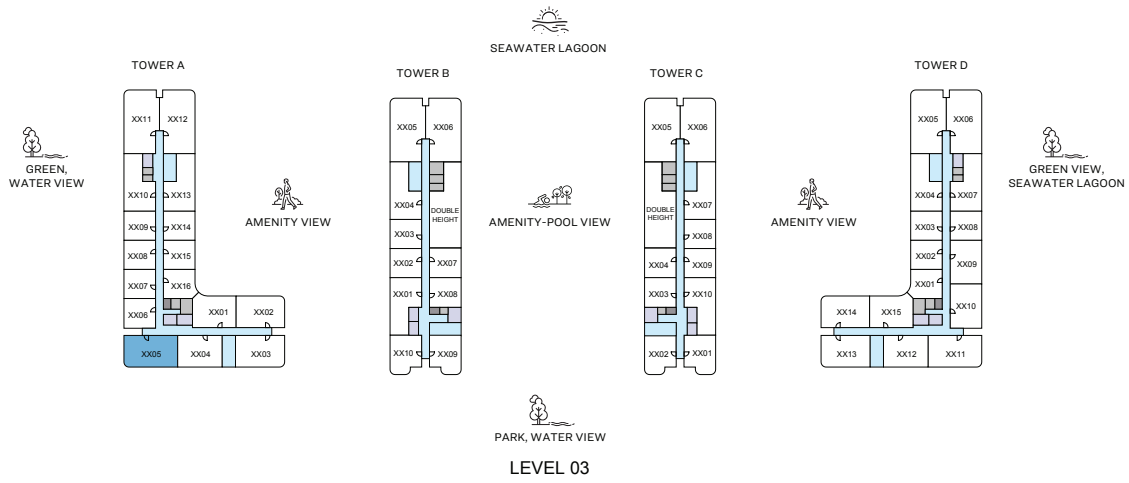
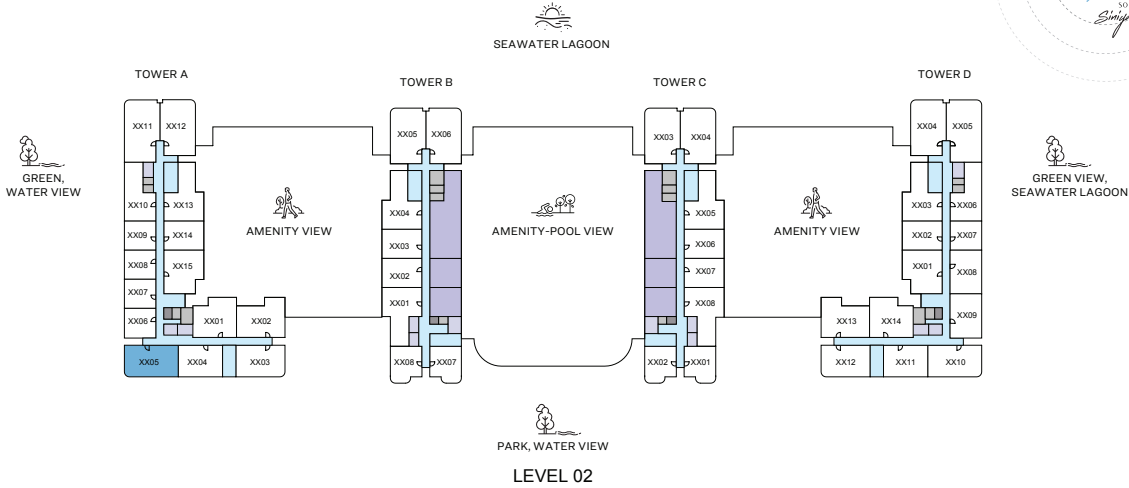
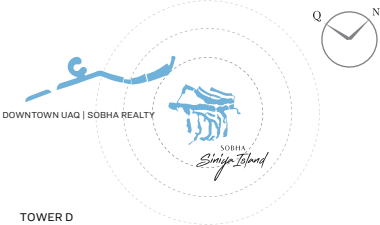
(with balcony)

TOTAL SALEABLE AREA
SUITE RANGE = 867.57 - 868.32 SQ.FT.
BALCONY = 104.52 SQ.FT.
TOTAL RANGE = 972.09 - 972.84 SQ.FT.

List of unit numbers with this unit plan:

VIEWS

Green, Park, Water View
D-210, D-311, D-411, D-511, D-611, D-711, D-811, D-909



2
BEDROOM
APARTMENT

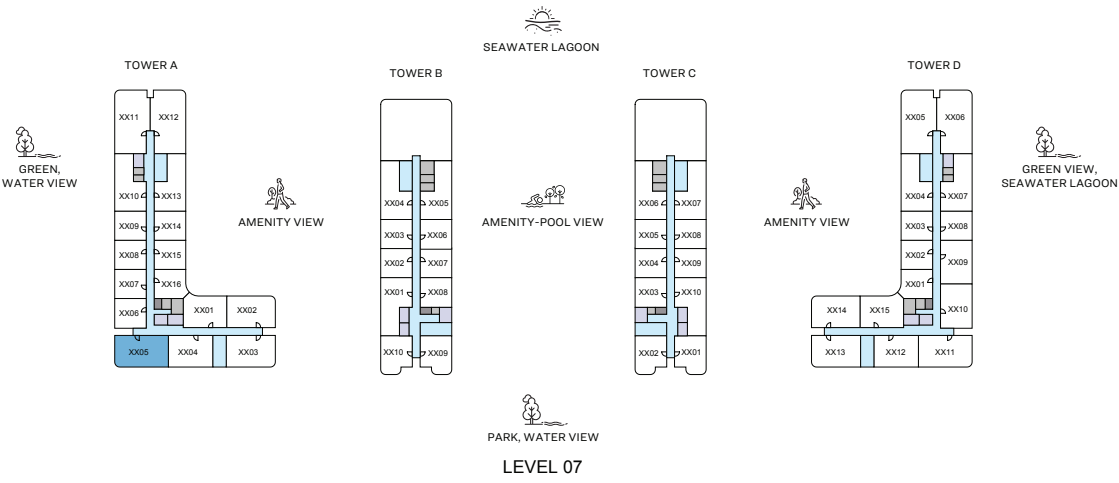
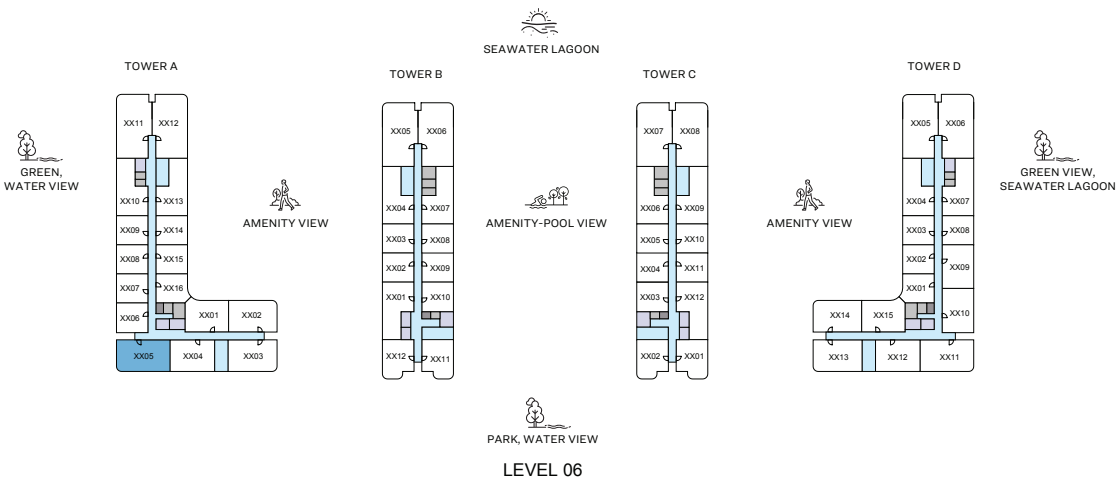
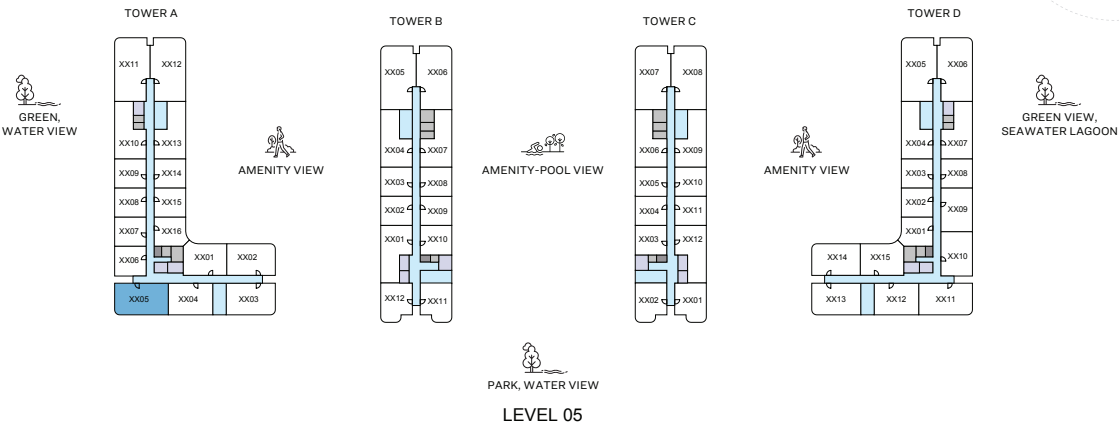
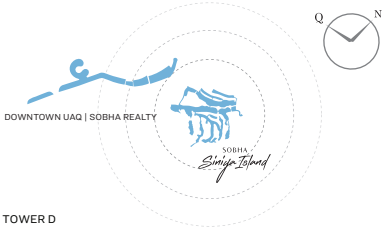
TYPE G
VARIANT 1
(with balcony)

TOTAL SALEABLE AREA
SUITE RANGE = 868.22 - 868.32 SQ.FT.
BALCONY = 104.52 SQ.FT.
TOTAL RANGE = 972.73 - 972.84 SQ.FT.

List of unit numbers with this unit plan:

VIEWS

Green, Park, Water View
A-205, A-305, A-405, A-505, A-605, A-705, A-805, A-905



2

BEDROOM
APARTMENT

TYPE G VARIANT 1

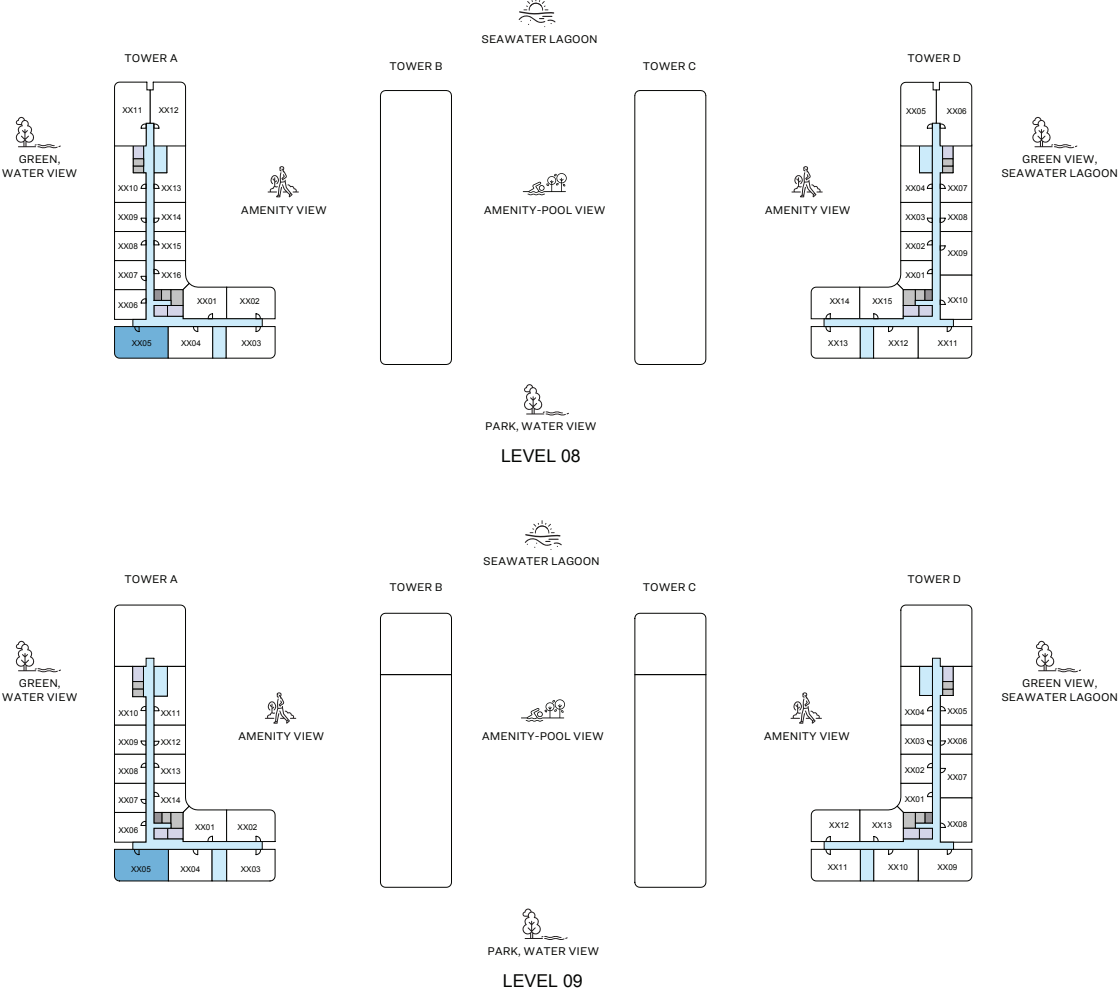
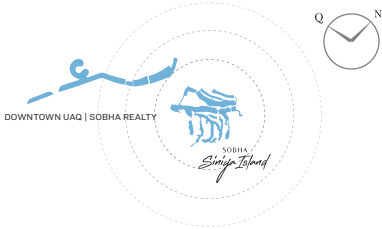
(with balcony)

TOTAL SALEABLE AREA
SUITE RANGE = 868.22 - 868.32 SQ.FT.
BALCONY = 104.52 SQ.FT.
TOTAL RANGE = 972.73 - 972.84 SQ.FT.

List of unit numbers with this unit plan:

VIEWS

Green, Park, Water View
A-205, A-305, A-405, A-505, A-605, A-705, A-805, A-905



2

BEDROOM
APARTMENT

TYPE G VARIANT 1

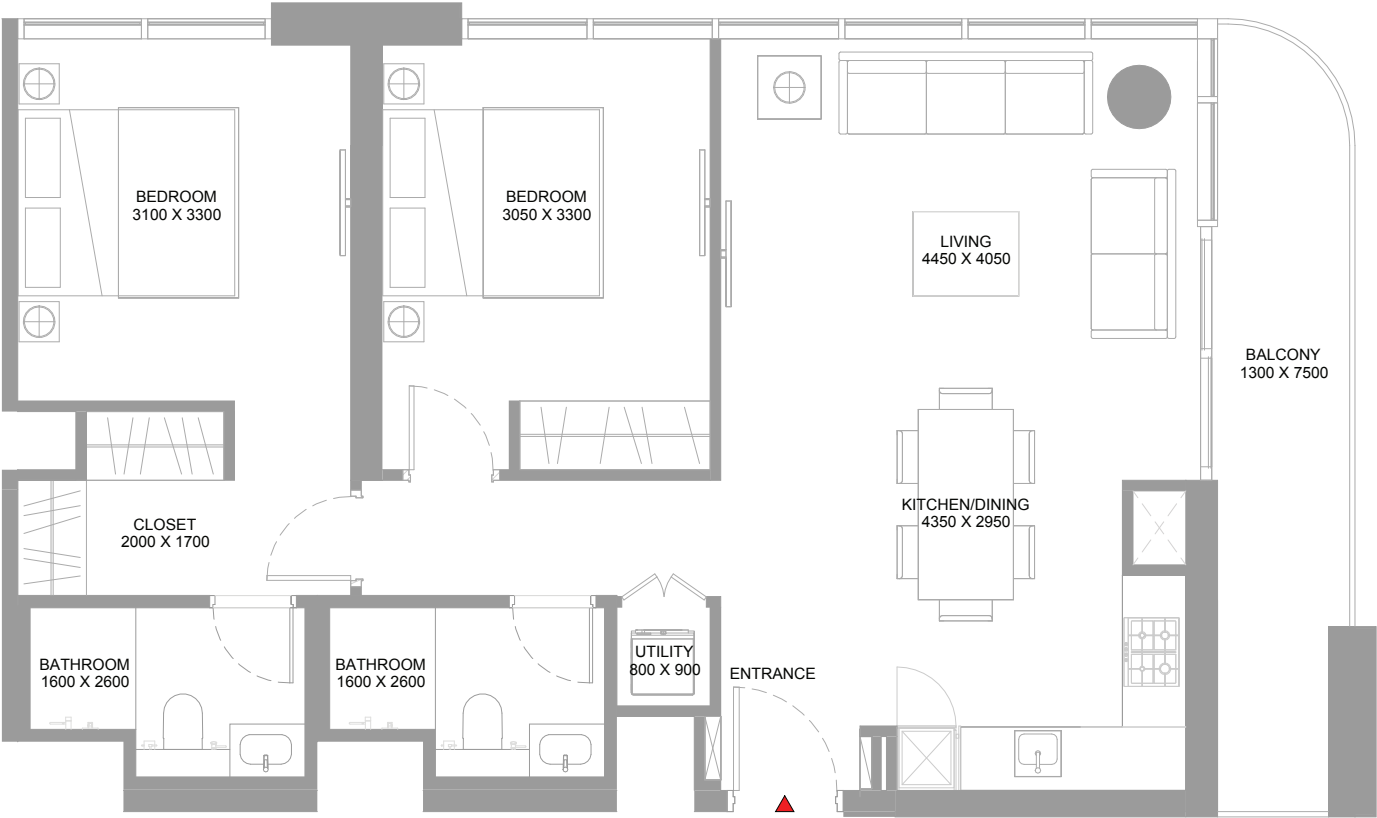
(with balcony)

TOTAL SALEABLE AREA
SUITE RANGE = 868.22 - 868.32 SQ.FT.
BALCONY = 104.52 SQ.FT.
TOTAL RANGE = 972.73 - 972.84 SQ.FT.

List of unit numbers with this unit plan:

VIEWS

Green, Park, Water View
A-205, A-305, A-405, A-505, A-605, A-705, A-805, A-905



2
BEDROOM
APARTMENT

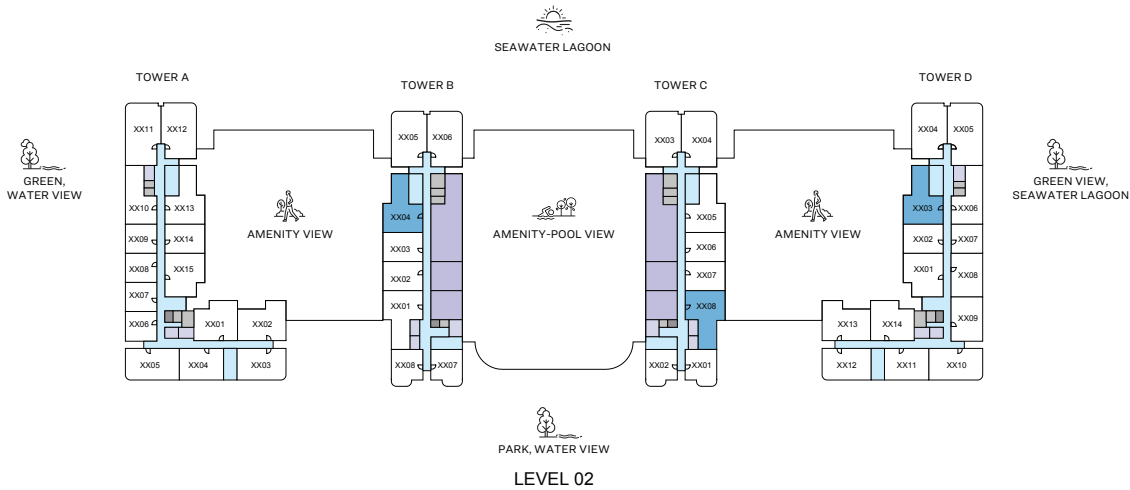
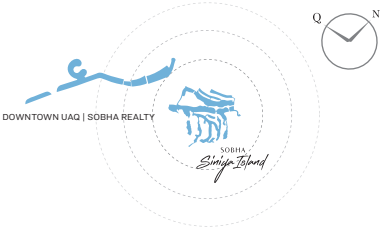
TYPE G
VARIANT 1
(with balcony)

TOTAL SALEABLE AREA
SUITE RANGE = 868.22 - 868.32 SQ.FT.
BALCONY = 104.52 SQ.FT.
TOTAL RANGE = 972.73 - 972.84 SQ.FT.

List of unit numbers with this unit plan:

VIEWS

Green, Park, Water View
A-205, A-305, A-405, A-505, A-605, A-705, A-805, A-905



2

BEDROOM
APARTMENT

TYPE H

(with yard)

TOTAL SALEABLE AREA
SUITE RANGE = 836.79 - 839.69 SQ.FT.
YARD RANGE = 148.22 - 149.19 SQ.FT.
TOTAL RANGE = 985.01 - 988.88 SQ.FT.

List of unit numbers with this unit plan:

VIEWS
Amenity
B-204, C-208, D-203



2

BEDROOM
APARTMENT

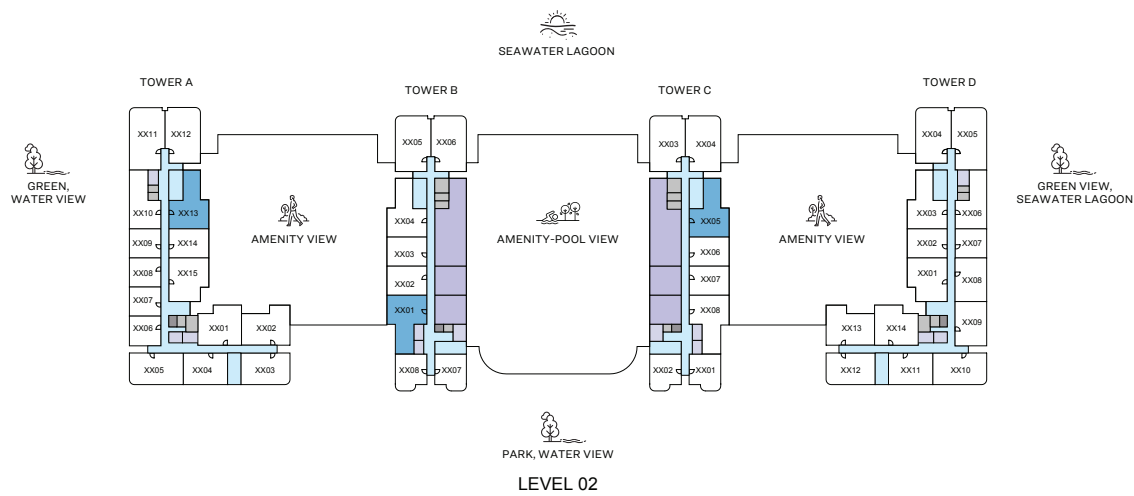
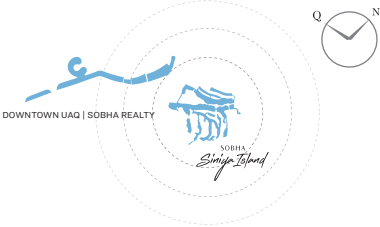
TYPE H

(with yard)

TOTAL SALEABLE AREA
SUITE RANGE = 836.79 - 839.69 SQ.FT.
YARD RANGE = 148.22 - 149.19 SQ.FT.
TOTAL RANGE = 985.01 - 988.88 SQ.FT.

List of unit numbers with this unit plan:

VIEWS
Amenity
B-204, C-208, D-203



2

BEDROOM
APARTMENT

TYPE H VARIANT 1 (with yard)

TOTAL SALEABLE AREA
SUITE RANGE = 836.79 - 839.58 SQ.FT.
YARD RANGE = 148.22 - 149.19 SQ.FT.
TOTAL RANGE = 985.01 - 988.77 SQ.FT.

List of unit numbers with this unit plan:

VIEWS
Amenity
A-213, B-201, C-205



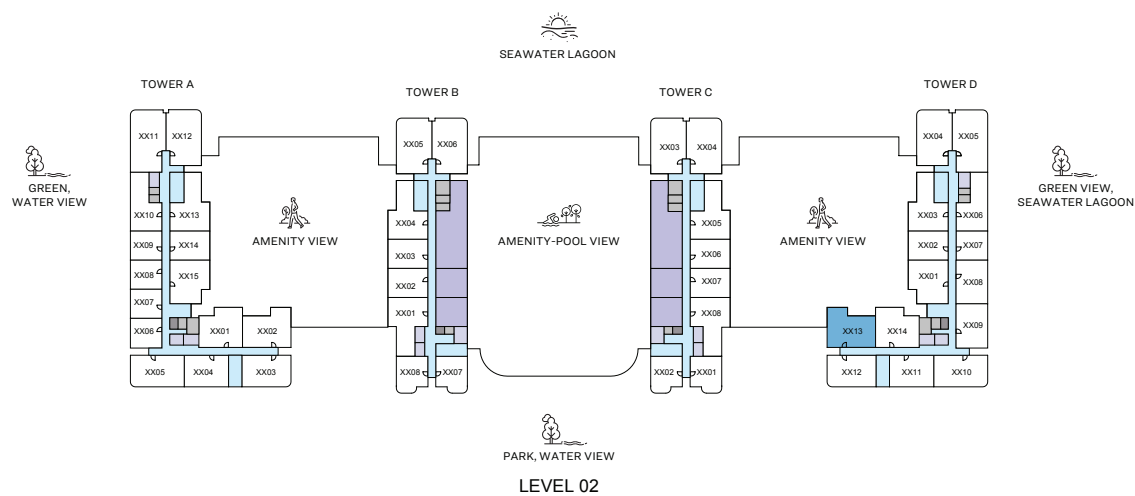
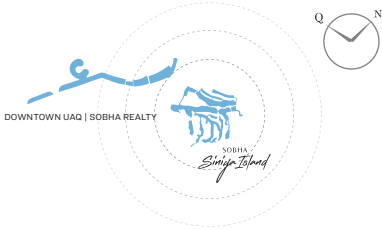
2
BEDROOM
APARTMENT

TYPE H
VARIANT 1
(with yard)

TOTAL SALEABLE AREA
SUITE RANGE = 836.79 - 839.58 SQ.FT.
YARD RANGE = 148.22 - 149.19 SQ.FT.
TOTAL RANGE = 985.01 - 988.77 SQ.FT.

List of unit numbers with this unit plan:

VIEWS
Amenity
A-213, B-201, C-205



2

BEDROOM
APARTMENT

TYPE I

(with yard)

TOTAL SALEABLE AREA
SUITE = 864.13 SQ.FT.
YARD = 100.86 SQ.FT.
TOTAL = 964.98 SQ.FT.

List of unit numbers with this unit plan:

VIEWS

Amenity
D-213



2

BEDROOM
APARTMENT

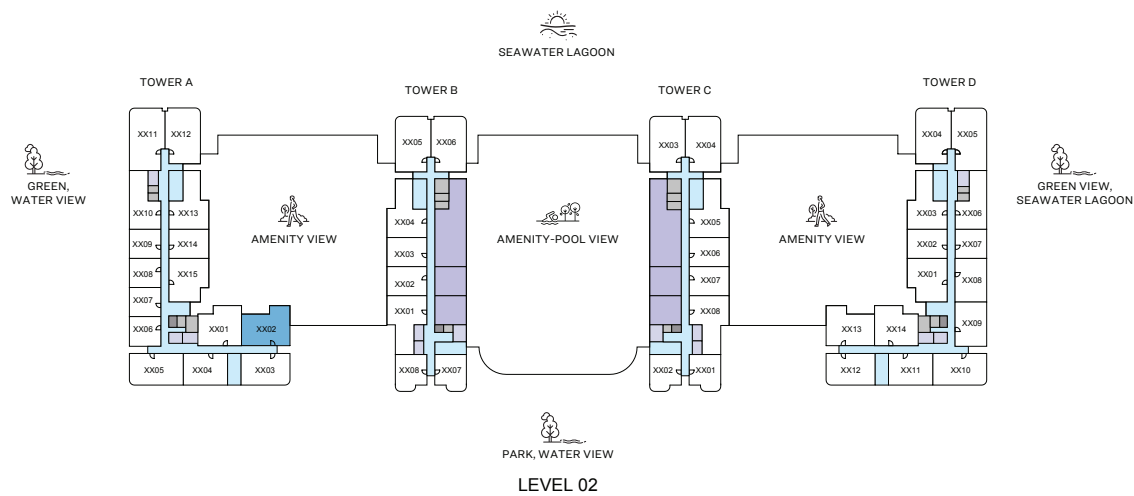
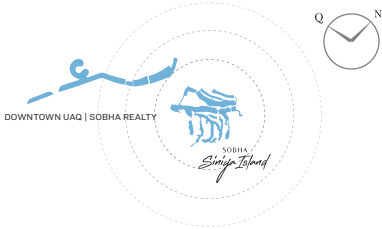
TYPE I

(with yard)

TOTAL SALEABLE AREA
SUITE = 864.13 SQ.FT.
YARD = 100.86 SQ.FT.
TOTAL = 964.98 SQ.FT.

List of unit numbers with this unit plan:

VIEWS
Amenity
D-213



2
BEDROOM
APARTMENT

TYPE I
VARIANT 1
(with yard)

TOTAL SALEABLE AREA
SUITE = 864.02 SQ.FT.
YARD = 100.86 SQ.FT.
TOTAL = 964.88 SQ.FT.

List of unit numbers with this unit plan:

VIEWS
Amenity
A-202



2

BEDROOM
APARTMENT

TYPE I VARIANT 1

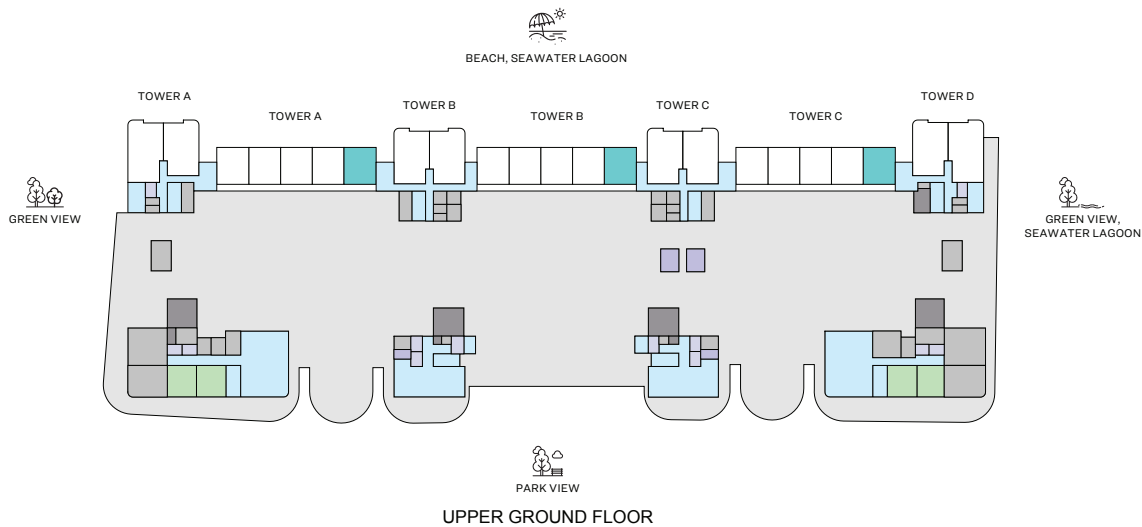
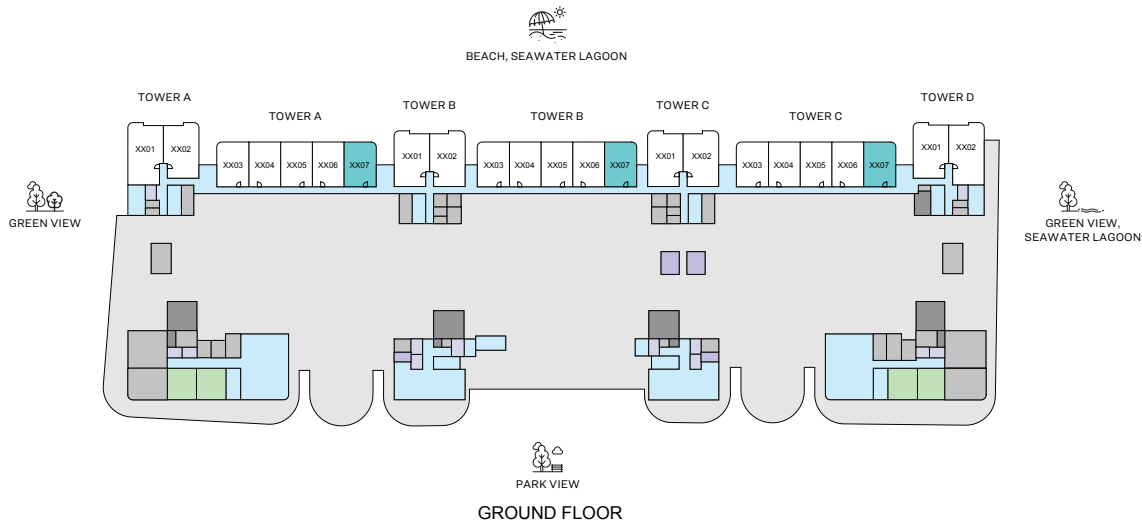
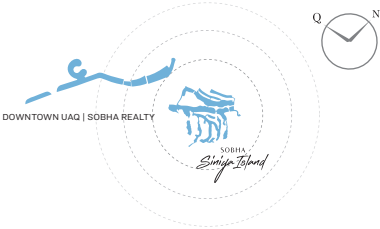
(with yard)

TOTAL SALEABLE AREA
SUITE = 864.02 SQ.FT.
YARD = 100.86 SQ.FT.
TOTAL = 964.88 SQ.FT.

List of unit numbers with this unit plan:

VIEWS

Amenity
A-202



2

(DUPLEX)
BEDROOM
APARTMENT

TYPE J

(with study, powder room +
yard and balcony)

TOTAL SALEABLE AREA
SUITE = 1,285.64 SQ.FT.
BALCONY = 205.70 SQ.FT.
TOTAL = 1,491.34 SQ.FT.

List of unit numbers with this unit plan:

VIEWS

Beach, Seawater Lagoon
A-07, B-07, C-07



2

(DUPLEX)
BEDROOM
APARTMENT

TYPE J

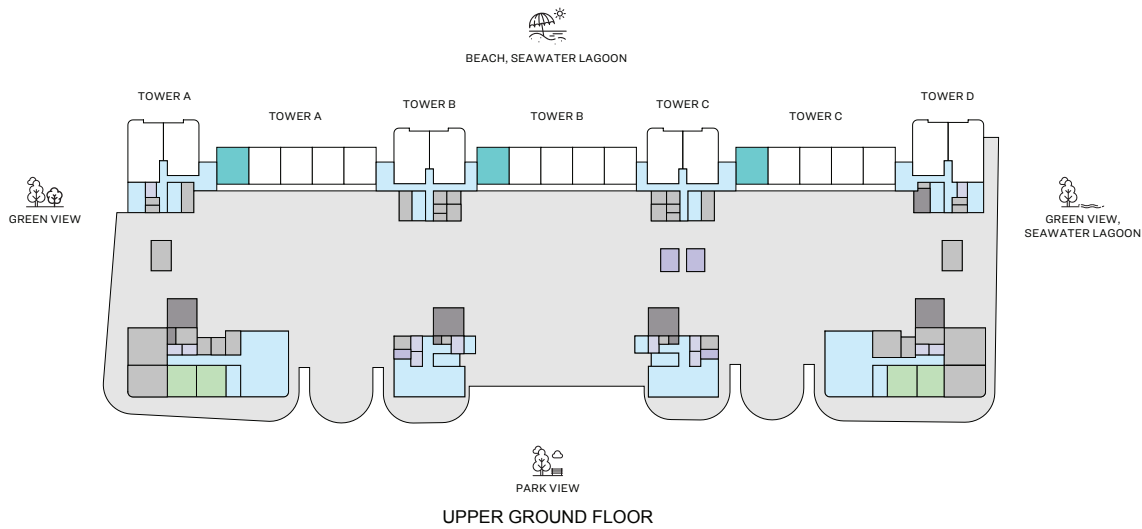
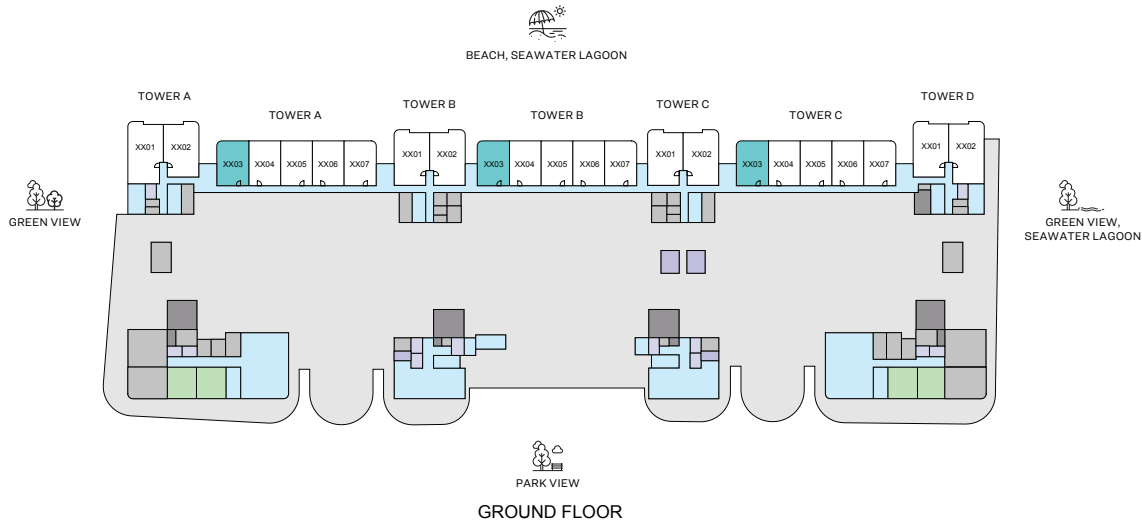
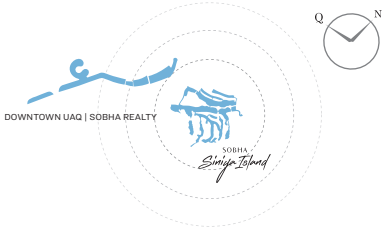
(with study, powder room +
yard and balcony)

TOTAL SALEABLE AREA
SUITE = 1,285.64 SQ.FT.
BALCONY = 205.70 SQ.FT.
TOTAL = 1,491.34 SQ.FT.

List of unit numbers with this unit plan:

VIEWS
Beach, Seawater Lagoon
A-07, B-07, C-07

UNIT



2
(DUPLEX)
BEDROOM
APARTMENT

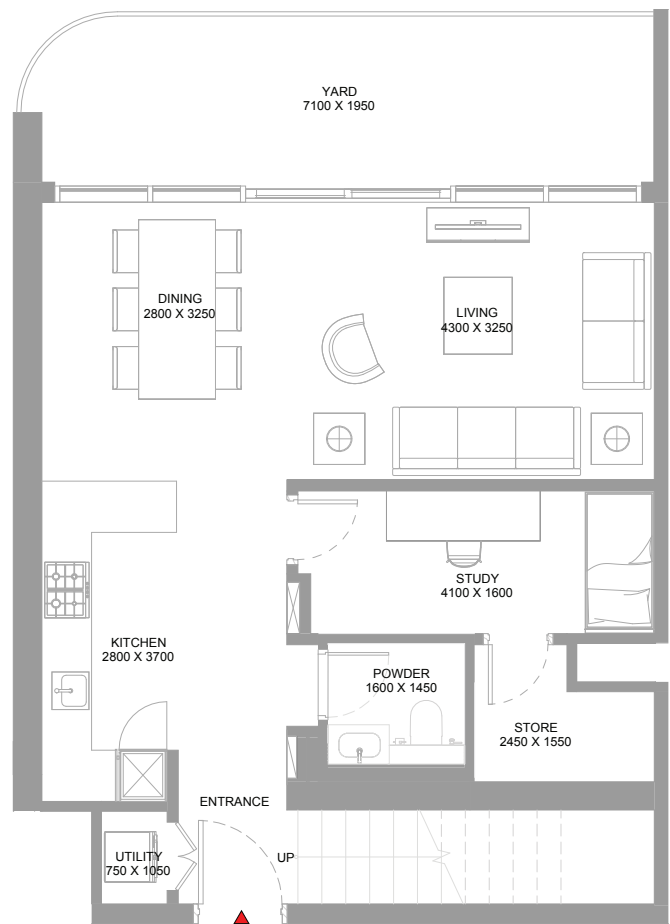
TYPE J
VARIANT 1
(with study, powder room +
yard and balcony)

TOTAL SALEABLE AREA
SUITE = 1,285.64 SQ.FT.
BALCONY = 205.70 SQ.FT.
TOTAL = 1,491.34 SQ.FT.

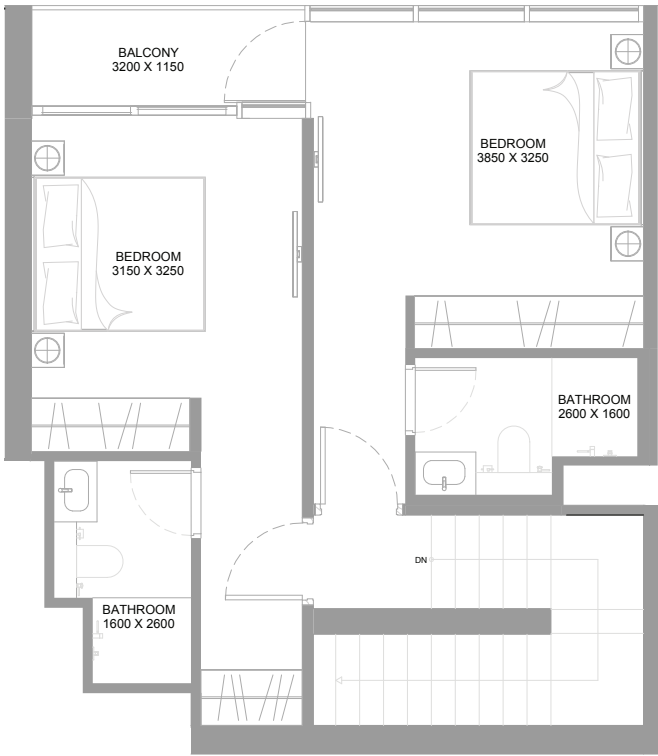
List of unit numbers with this unit plan:

VIEWS

Beach, Seawater Lagoon
A-03, B-03, C-03



LOWER FLOOR



UPPER FLOOR

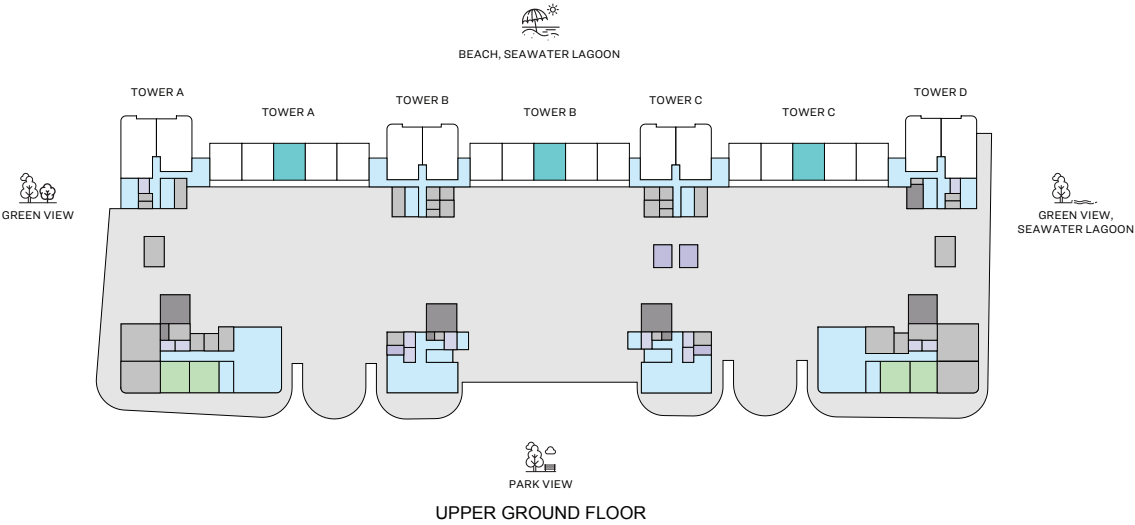
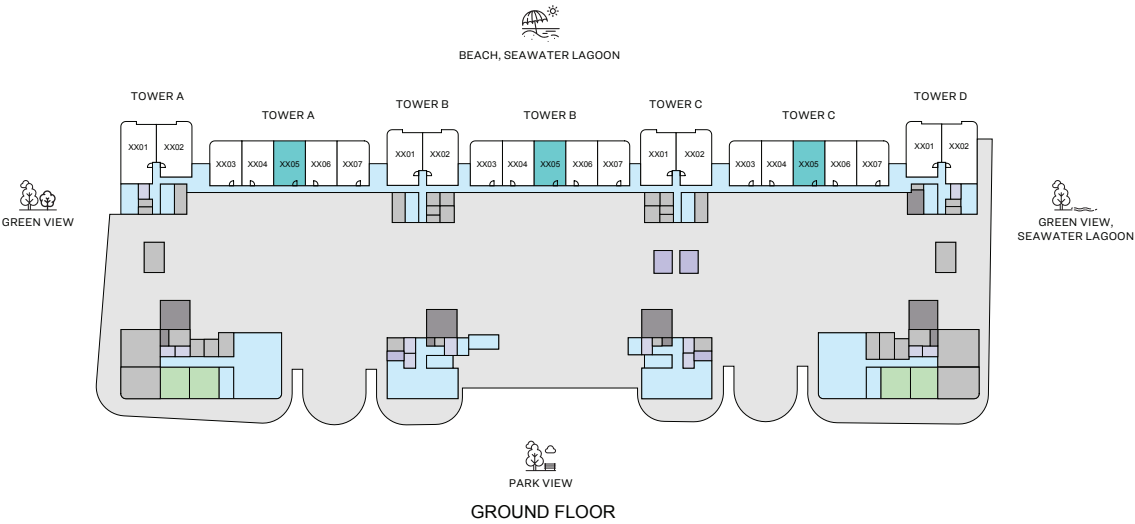
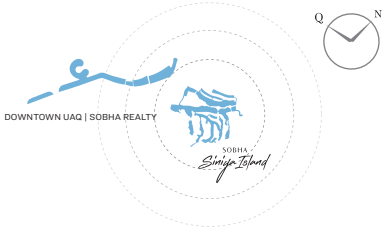
2
(DUPLEX)
BEDROOM
APARTMENT

TYPE J
VARIANT 1
(with study, powder room +
yard and balcony)

TOTAL SALEABLE AREA
SUITE = 1,285.64 SQ.FT.
BALCONY = 205.70 SQ.FT.
TOTAL = 1,491.34 SQ.FT.

List of unit numbers with this unit plan:

VIEWS
Beach, Seawater Lagoon
A-03, B-03, C-03



2

(DUPLEX)
BEDROOM
APARTMENT

TYPE K

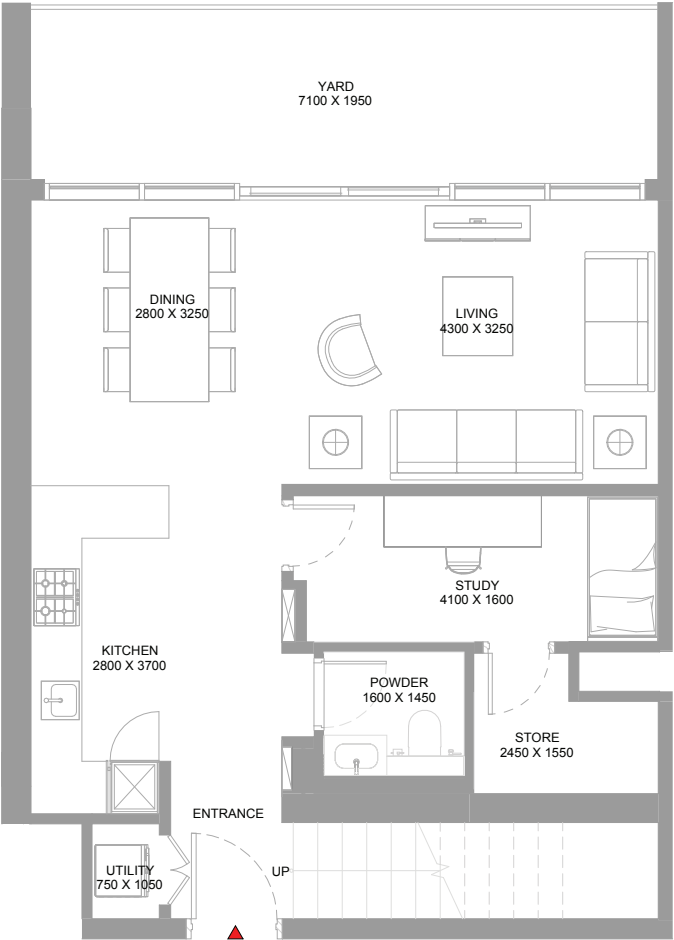
(with study, powder room +
yard and balcony)

TOTAL SALEABLE AREA
SUITE = 1, 285.64 SQ.FT.
BALCONY = 207.31 SQ.FT.
TOTAL = 1,492.95 SQ.FT.

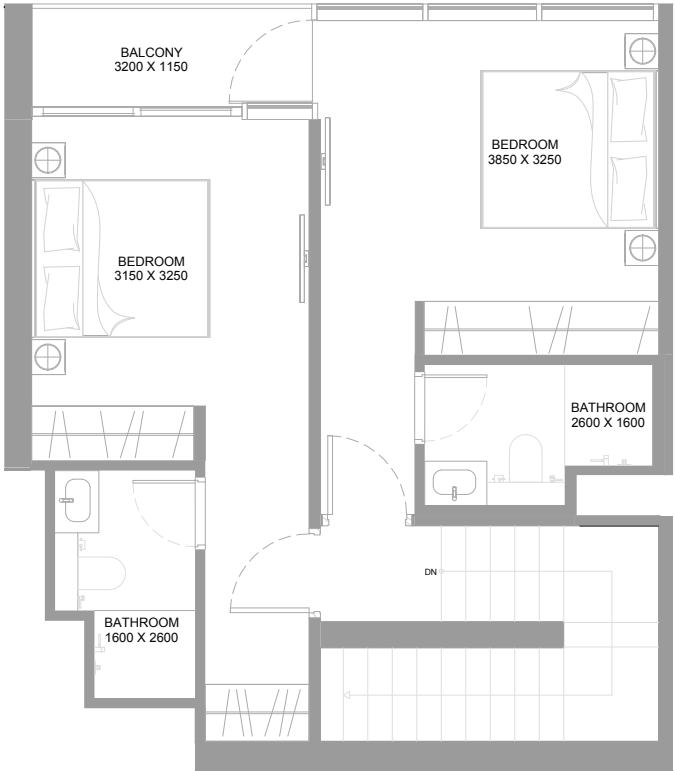
List of unit numbers with this unit plan:

VIEWS

Beach, Seawater Lagoon
A-05, B-05, C-05



LOWER FLOOR



UPPER FLOOR

2
(DUPLEX)
BEDROOM
APARTMENT

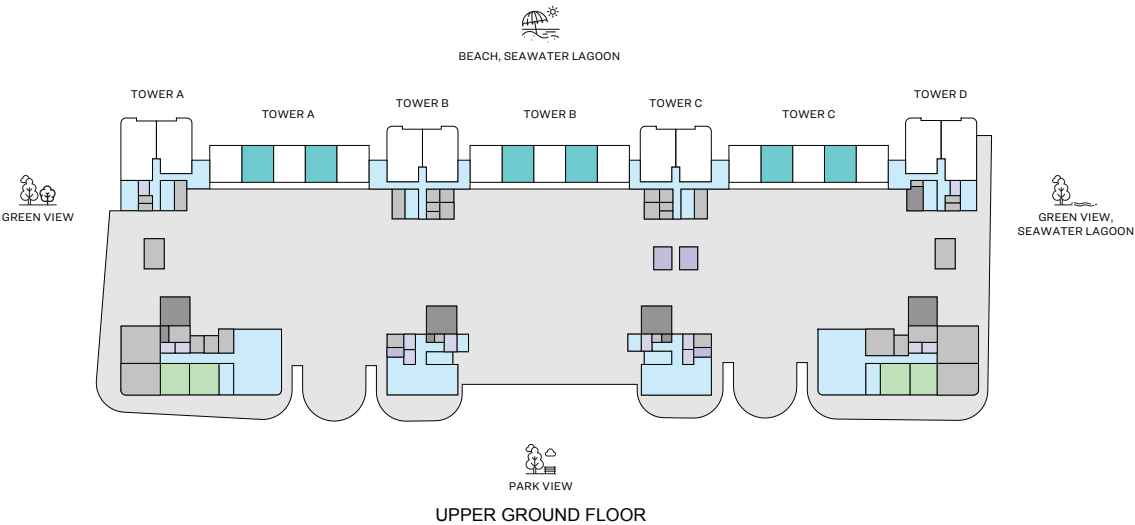
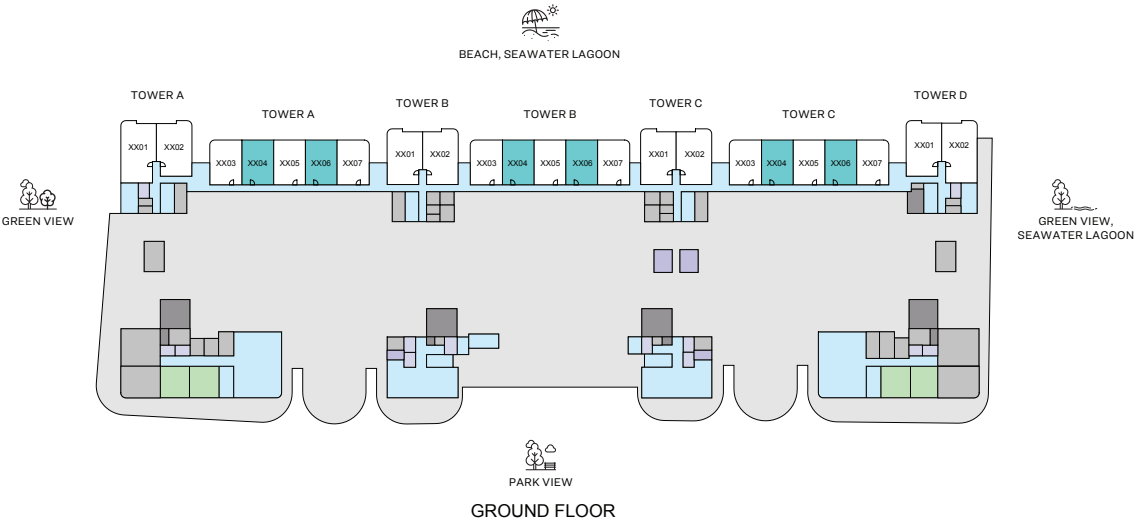
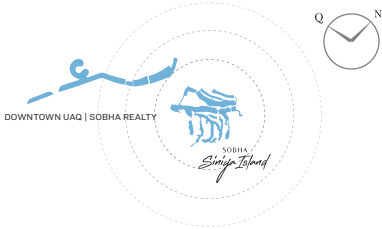
TYPE K
(with study, powder room +
yard and balcony)

TOTAL SALEABLE AREA
SUITE = 1, 285.64 SQ.FT.
BALCONY = 207.31 SQ.FT.
TOTAL = 1,492.95 SQ.FT.

List of unit numbers with this unit plan:

VIEWS
Beach, Seawater Lagoon
A-05, B-05, C-05

UNIT



2
(DUPLEX)
BEDROOM
APARTMENT

TYPE K VARIANT 1

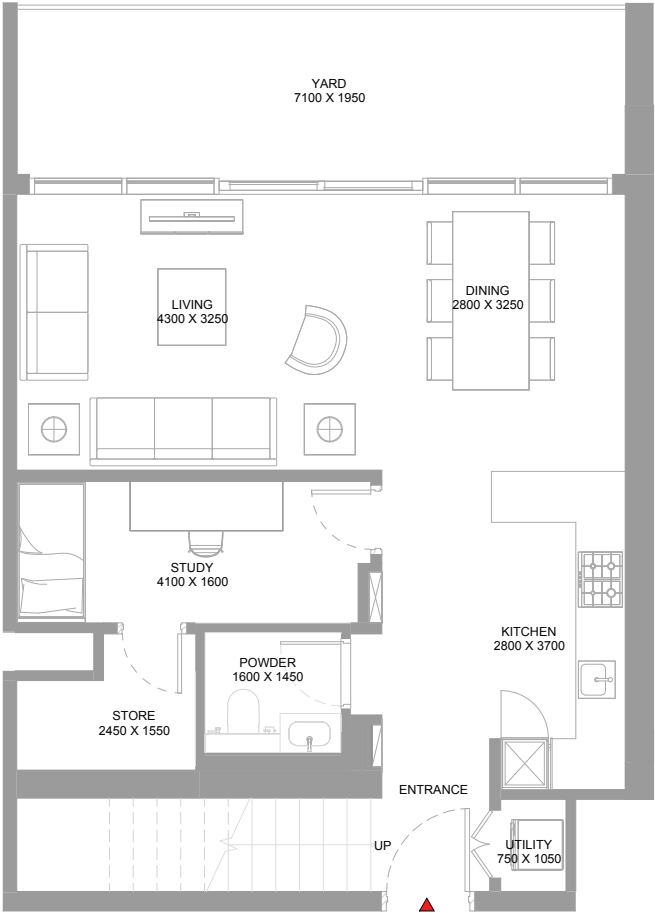
(with study, powder room +
yard and balcony)

TOTAL SALEABLE AREA
SUITE = 1,285.64 SQ.FT.
BALCONY = 207.31 SQ.FT.
TOTAL = 1,492.95 SQ.FT.

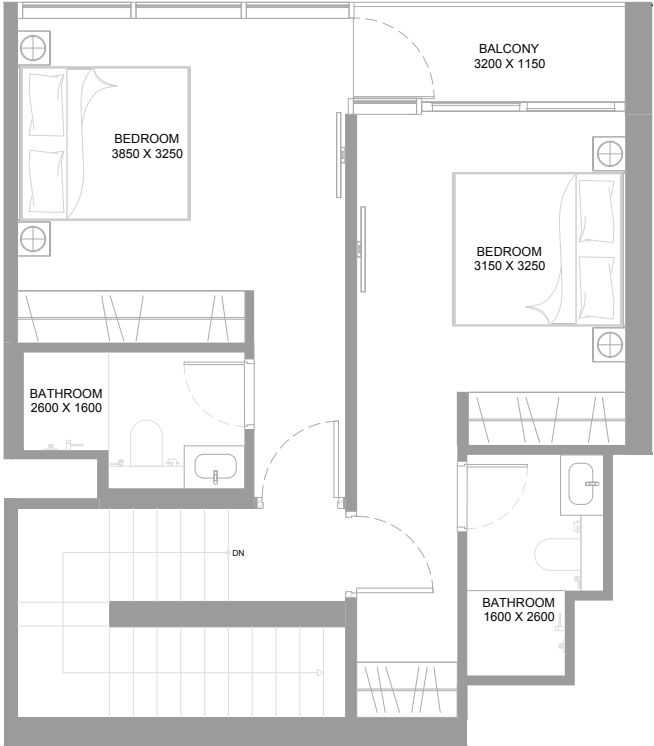
List of unit numbers with this unit plan:

VIEWS

Beach, Seawater Lagoon
A-04, A-06, B-04, B-06, C-04, C-06



LOWER FLOOR



UPPER FLOOR

2
(DUPLEX)
BEDROOM
APARTMENT

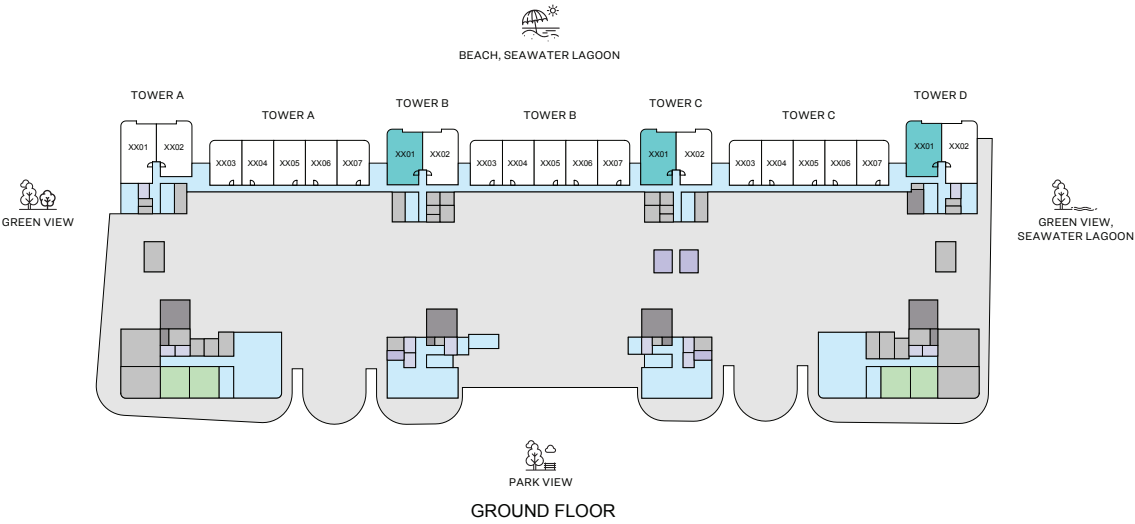
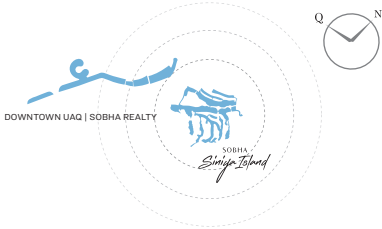
TYPE K
VARIANT 1
(with study, powder room +
yard and balcony)

TOTAL SALEABLE AREA
SUITE = 1,285.64 SQ.FT.
BALCONY = 207.31 SQ.FT.
TOTAL = 1,492.95 SQ.FT.

List of unit numbers with this unit plan:

VIEWS

Beach, Seawater Lagoon
A-04, A-06, B-04, B-06, C-04, C-06



2

BEDROOM
APARTMENT

TYPE L

(with powder room + yard)

TOTAL SALEABLE AREA
SUITE RANGE = 973.27 - 993.29 SQ.FT.
YARD RANGE = 87.08 - 88.26 SQ.FT.
TOTAL RANGE = 1,060.35 - 1,081.56 SQ.FT.

List of unit numbers with this unit plan:

VIEWS

Beach, Seawater Lagoon
B-01, C-01, D-01



2

BEDROOM
APARTMENT

TYPE L

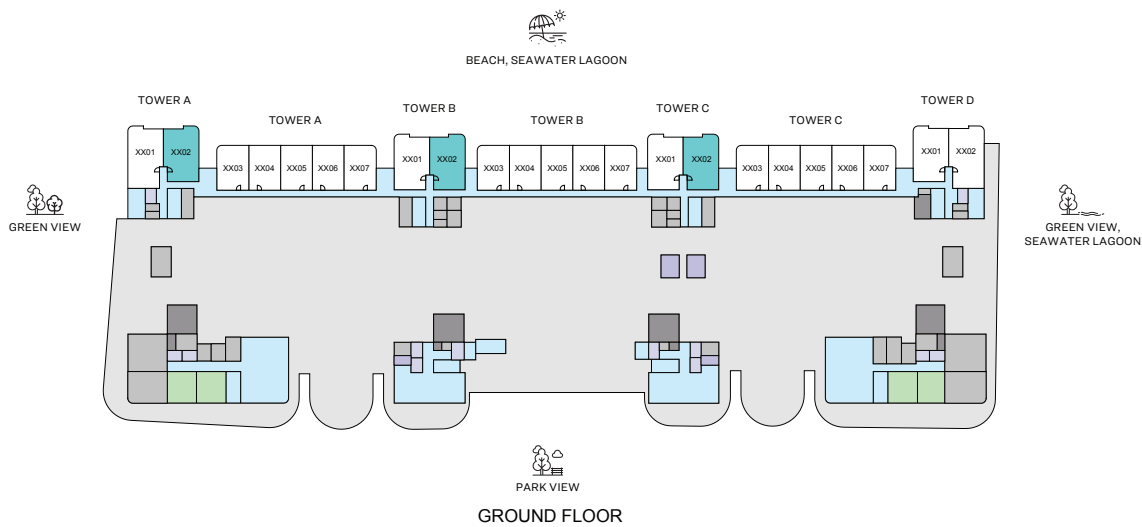
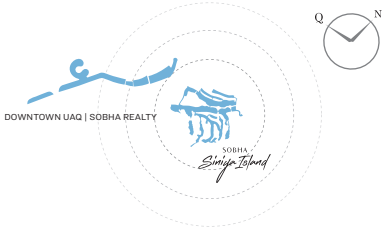
(with powder room + yard)

TOTAL SALEABLE AREA
SUITE RANGE = 973.27 - 993.29 SQ.FT.
YARD RANGE = 87.08 - 88.26 SQ.FT.
TOTAL RANGE = 1,060.35 - 1,081.56 SQ.FT.

List of unit numbers with this unit plan:

VIEWS

Beach, Seawater Lagoon
B-01, C-01, D-01



2

BEDROOM
APARTMENT

TYPE L VARIANT 1

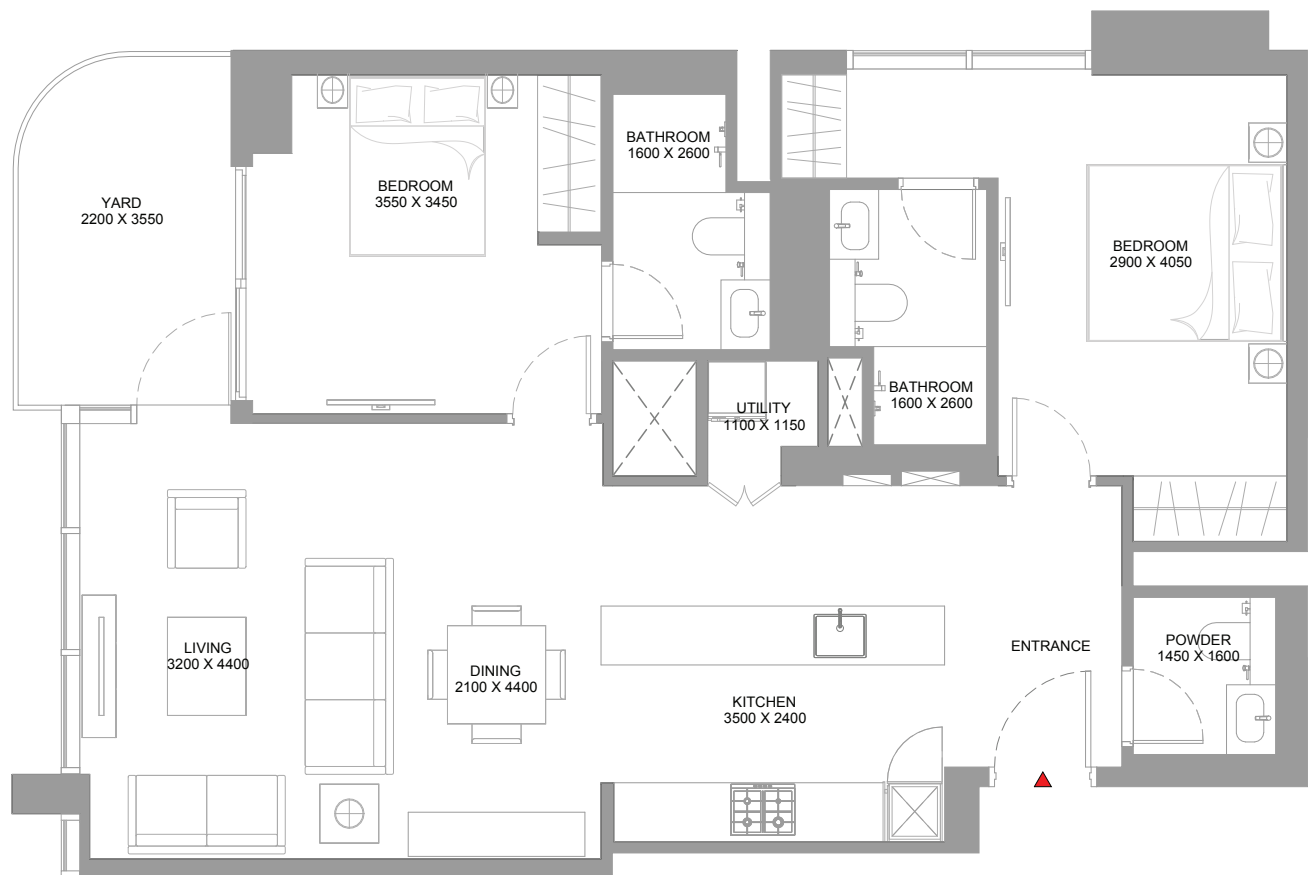
(with powder room + yard)

TOTAL SALEABLE AREA
SUITE RANGE = 973.17 - 984.79 SQ.FT.
YARD RANGE = 87.08 - 88.26 SQ.FT.
TOTAL RANGE = 1,060.25 - 1,073.05 SQ.FT.

List of unit numbers with this unit plan:

VIEWS

Beach, Seawater Lagoon
A-02, B-02, C-02



2

BEDROOM
APARTMENT

TYPE L VARIANT 1

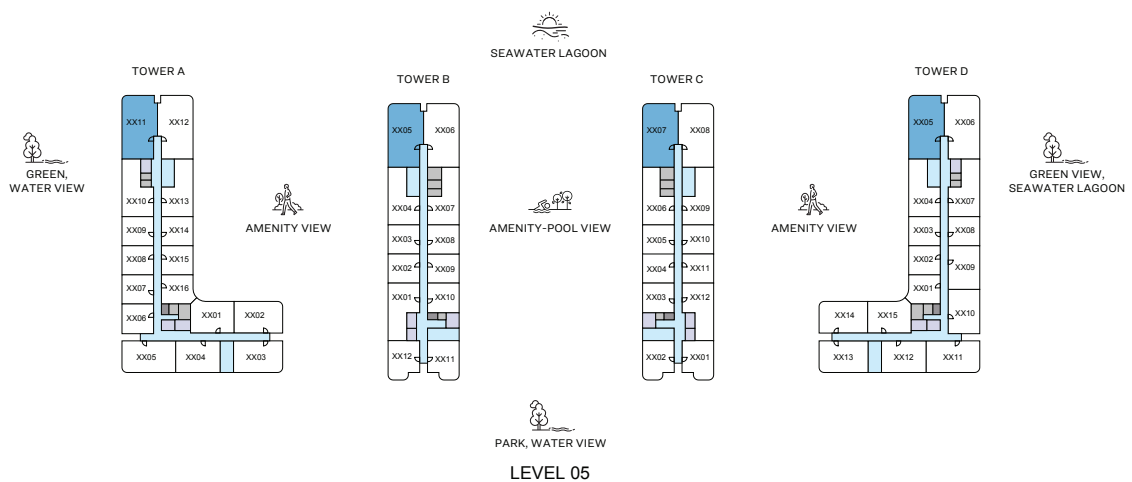
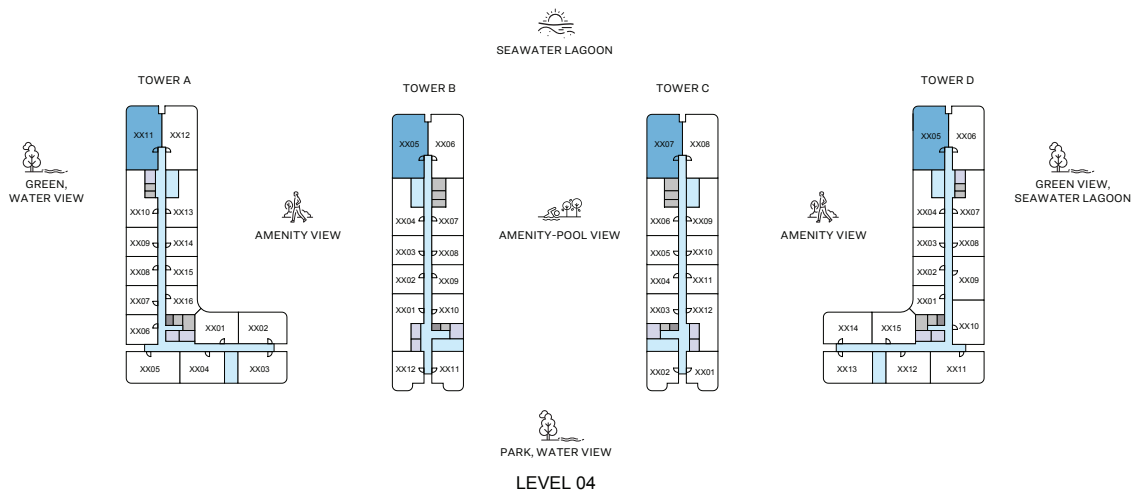
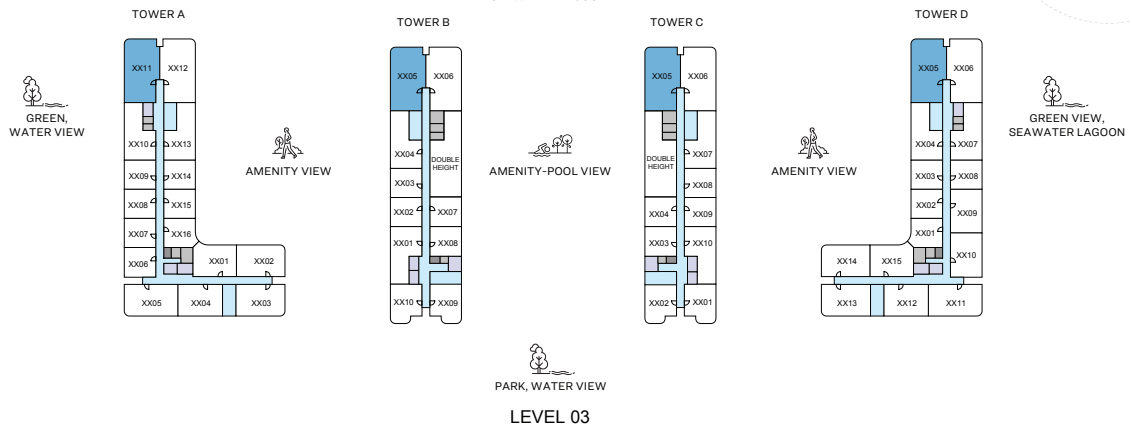
(with powder room + yard)

TOTAL SALEABLE AREA
SUITE RANGE = 973.17 - 984.79 SQ.FT.
YARD RANGE = 87.08 - 88.26 SQ.FT.
TOTAL RANGE = 1,060.25 - 1,073.05 SQ.FT.

List of unit numbers with this unit plan:

VIEWS

Beach, Seawater Lagoon
A-02, B-02, C-02



2

BEDROOM
APARTMENT

TYPE M

(with powder room + balcony)

TOTAL SALEABLE AREA

SUITE RANGE = 1,066.81 - 1,067.56 SQ.FT.
BALCONY RANGE = 143.91 - 146.71 SQ.FT.
TOTAL RANGE = 1,210.72 - 1,214.28 SQ.FT.

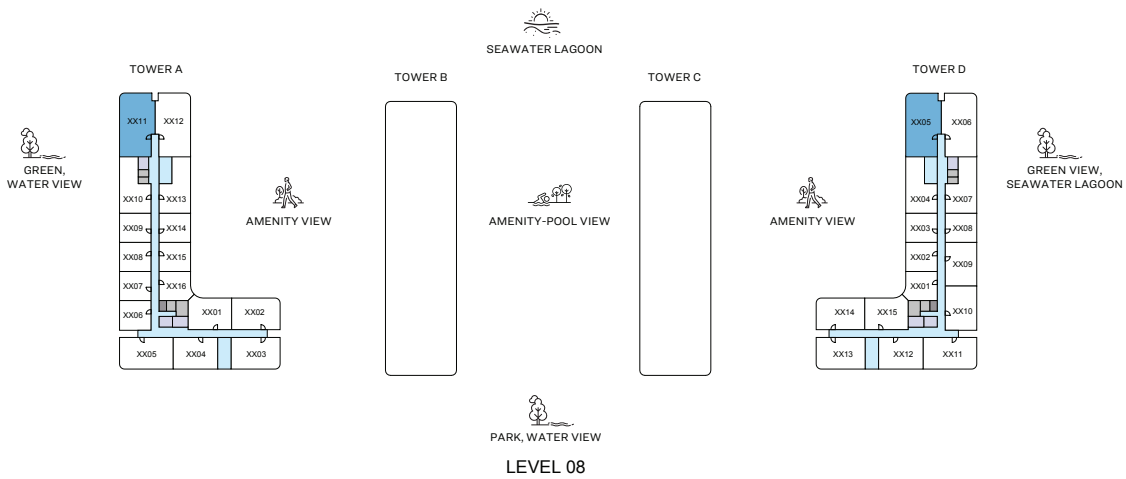
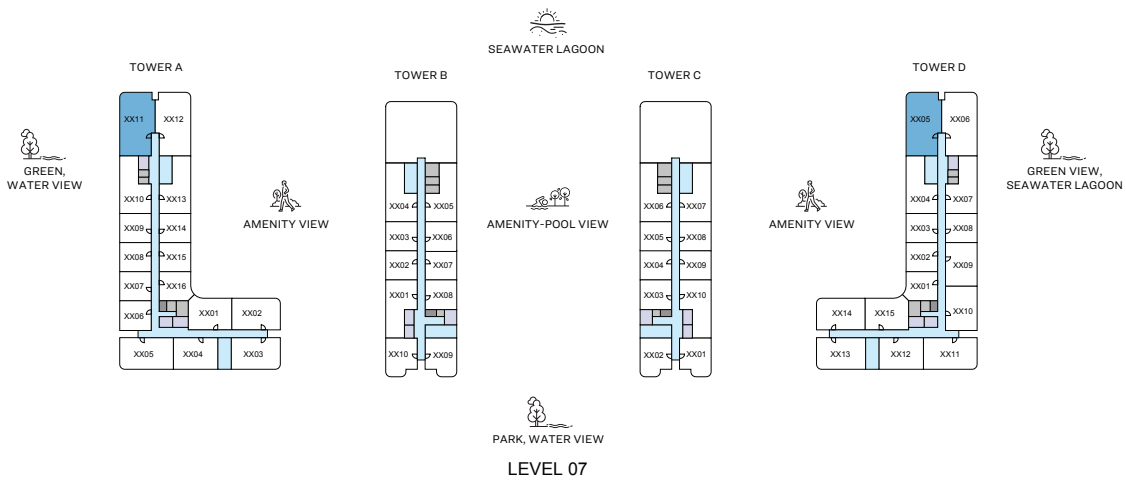
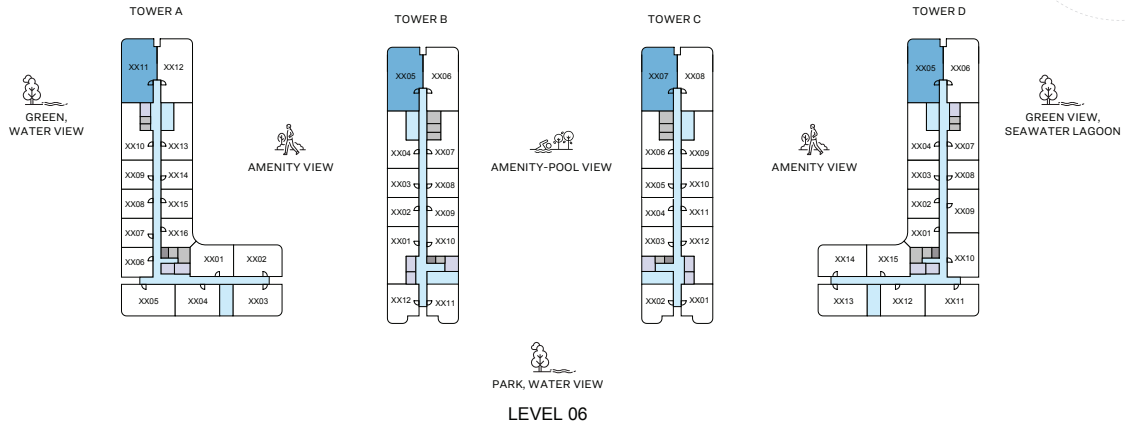
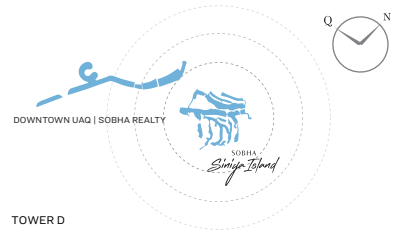
List of unit numbers with this unit plan:

VIEWS

Green, Water View, Seawater Lagoon
A-311, A-411, A-511, A-611, A-711, A-811

Seawater Lagoon

B-305, C-305, D-305, B-405, C-407, D-405, B-505, C-507, D-505, B-605, C-607, D-605, D-705, D-805



2

BEDROOM
APARTMENT

TYPE M

(with powder room + balcony)

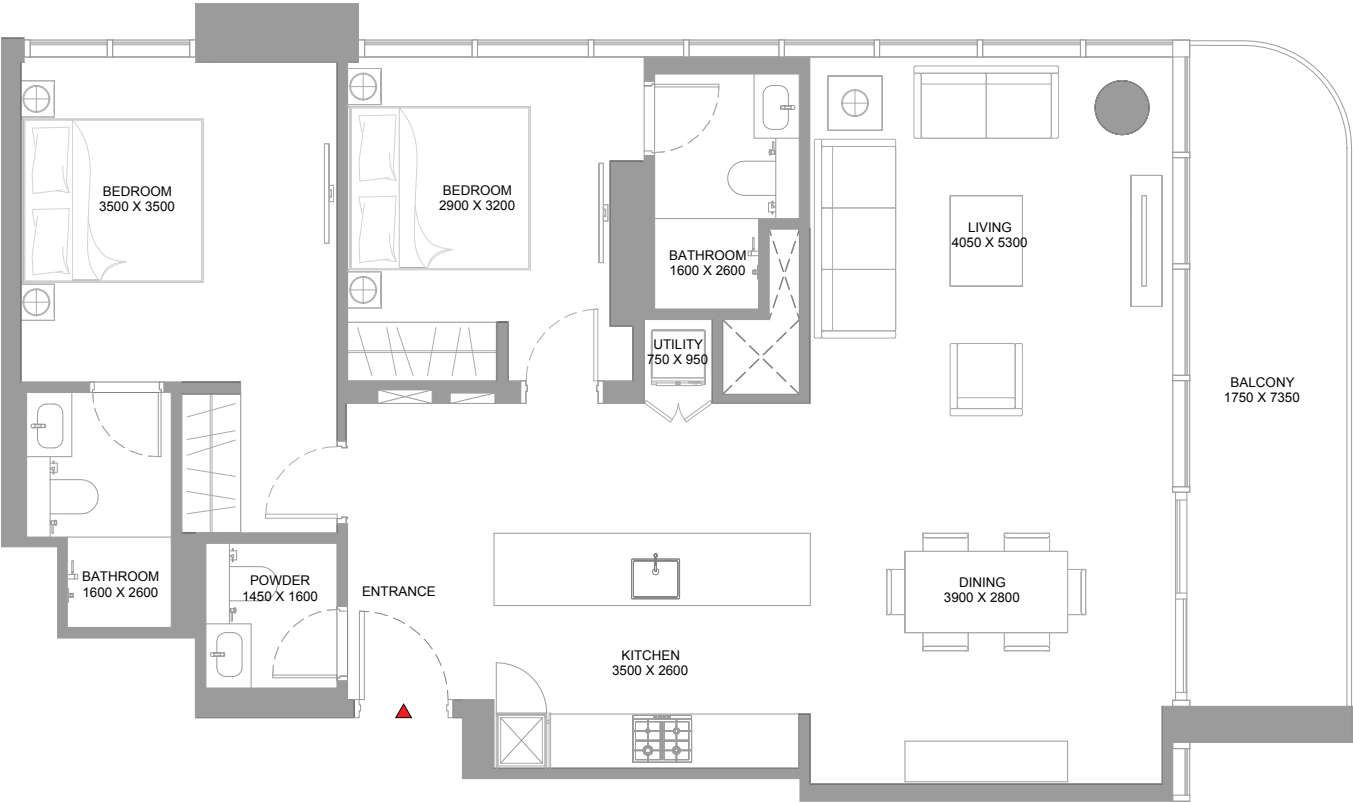
TOTAL SALEABLE AREA
SUITE RANGE = 1,066.81 - 1,067.56 SQ.FT.
BALCONY RANGE = 143.91 - 146.71 SQ.FT.
TOTAL RANGE = 1,210.72 - 1,214.28 SQ.FT.

List of unit numbers with this unit plan:

VIEWS

Green, Water View, Seawater Lagoon
A-311, A-411, A-511, A-611, A-711, A-811

Seawater Lagoon
B-305, C-305, D-305, B-405, C-407, D-405, B-505, C-507, D-505, B-605, C-607, D-605, D-705, D-805



2
BEDROOM
APARTMENT

TYPE M
(with powder room + balcony)

TOTAL SALEABLE AREA
SUITE RANGE = 1,066.81 - 1,067.56 SQ.FT.
BALCONY RANGE = 143.91 - 146.71 SQ.FT.
TOTAL RANGE = 1,210.72 - 1,214.28 SQ.FT.

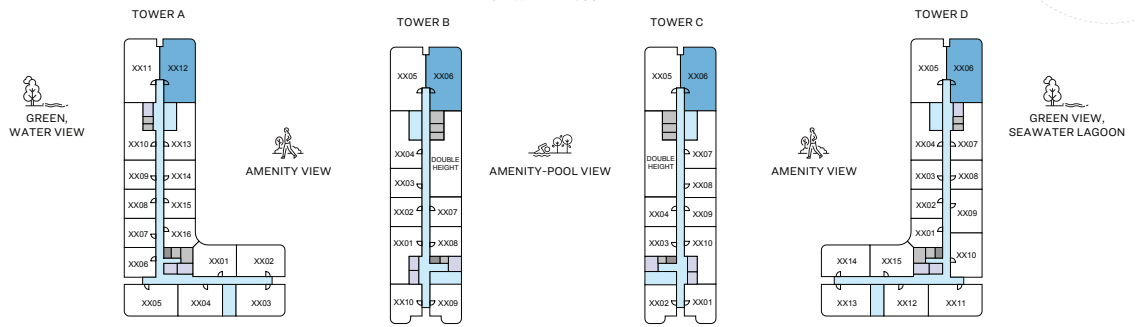
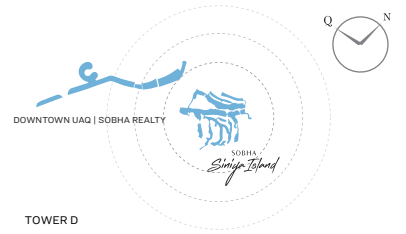
List of unit numbers with this unit plan:

VIEWS

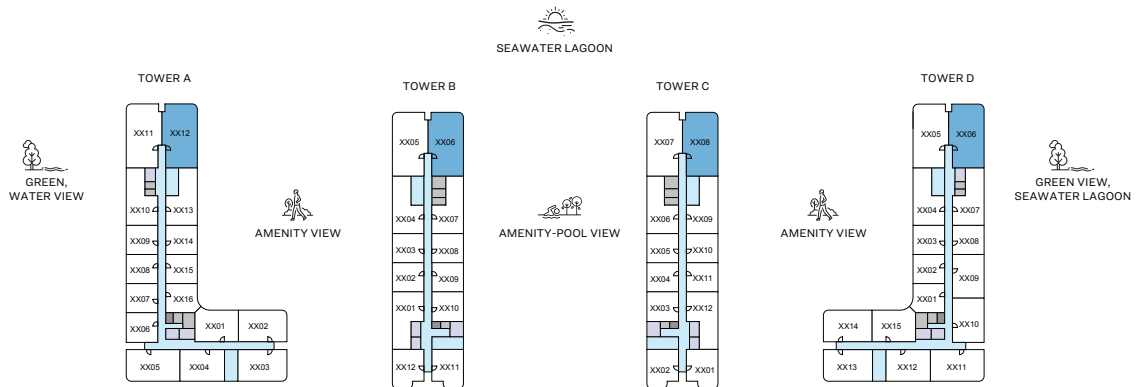
Green, Water View, Seawater Lagoon
A-311, A-411, A-511, A-611, A-711, A-811

Seawater Lagoon

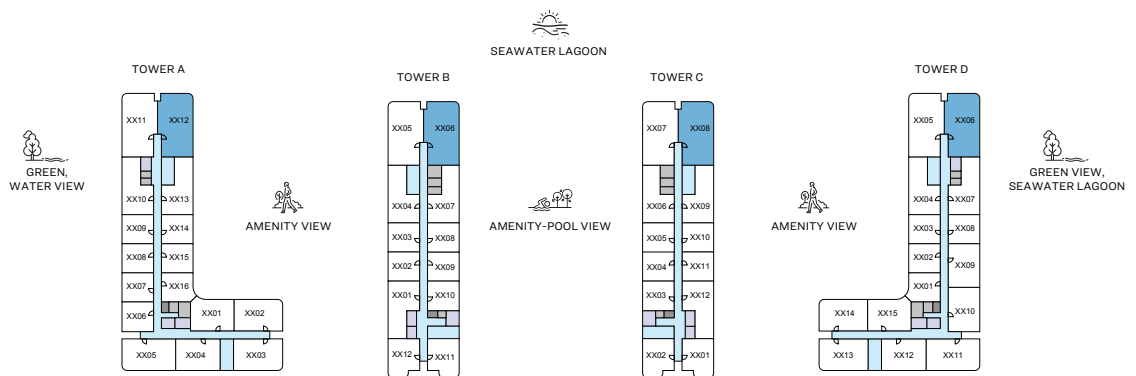
B-305, C-305, D-305, B-405, C-407, D-405, B-505, C-507, D-505, B-605, C-607, D-605, D-705, D-805



LEVEL 03



LEVEL 04



LEVEL 05

2

BEDROOM
APARTMENT

TYPE M VARIANT 1

(with powder room + balcony)

TOTAL SALEABLE AREA

SUITE RANGE = 1,066.81 - 1,067.46 SQ.FT.

BALCONY RANGE = 143.91 - 146.71 SQ.FT.

TOTAL RANGE = 1,210.72 - 1,214.17 SQ.FT.

List of unit numbers with this unit plan:

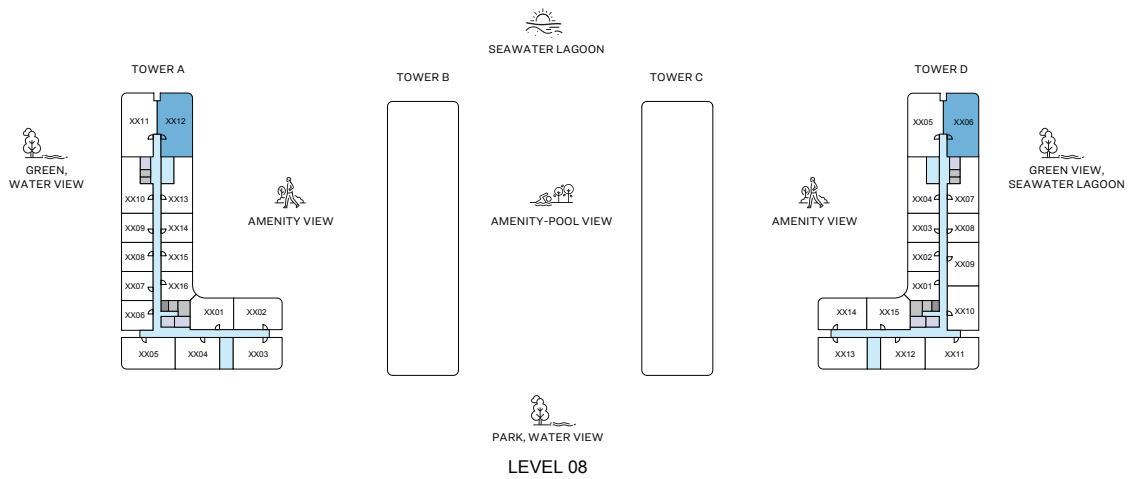
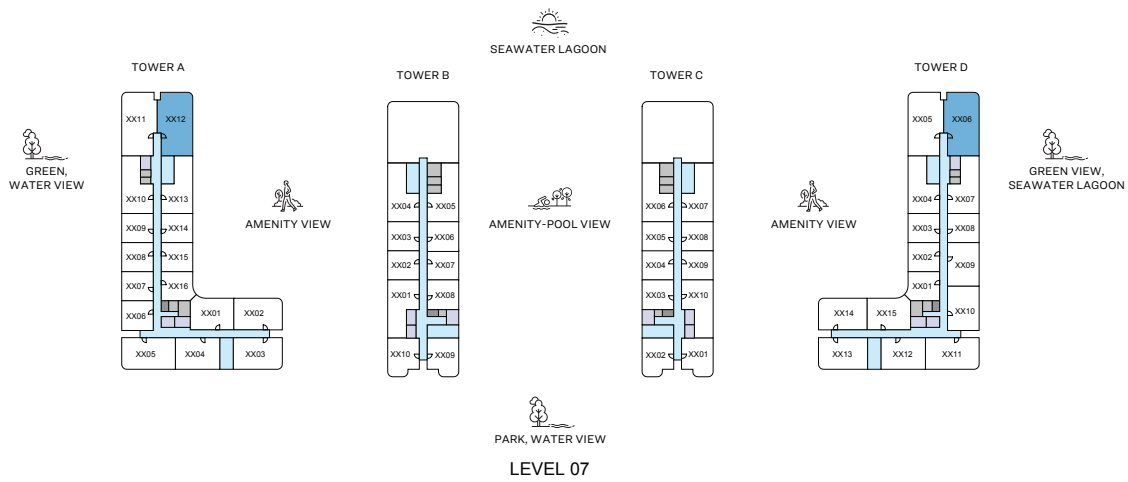
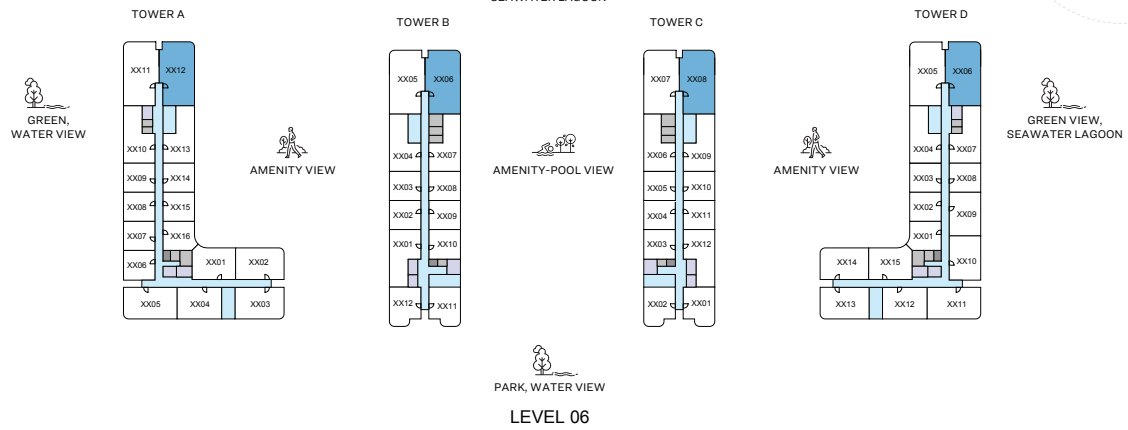
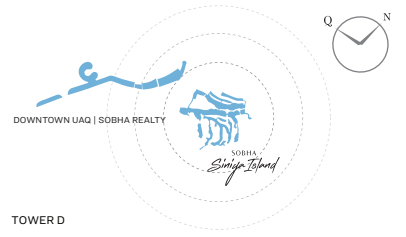
VIEWS

Green View, Seawater Lagoon

D-306, D-406, D-506, D-606, D-706, D-806

Seawater Lagoon

A-312, B-306, C-306, A-412, B-406, C-408, A-512, B-506, C-508, A-612, B-606, C-608, A-712, A-812



2
BEDROOM
APARTMENT

TYPE M VARIANT 1

(with powder room + balcony)

TOTAL SALEABLE AREA

SUITE RANGE = 1,066.81 - 1,067.46 SQ.FT.
BALCONY RANGE = 143.91 - 146.71 SQ.FT.
TOTAL RANGE = 1,210.72 - 1,214.17 SQ.FT.

List of unit numbers with this unit plan:

VIEWS

Green View, Seawater Lagoon
D-306, D-406, D-506, D-606, D-706, D-806

Seawater Lagoon

A-312, B-306, C-306, A-412, B-406, C-408, A-512, B-506, C-508, A-612, B-606, C-608, A-712, A-812



2

BEDROOM
APARTMENT

TYPE M VARIANT 1

(with powder room + balcony)

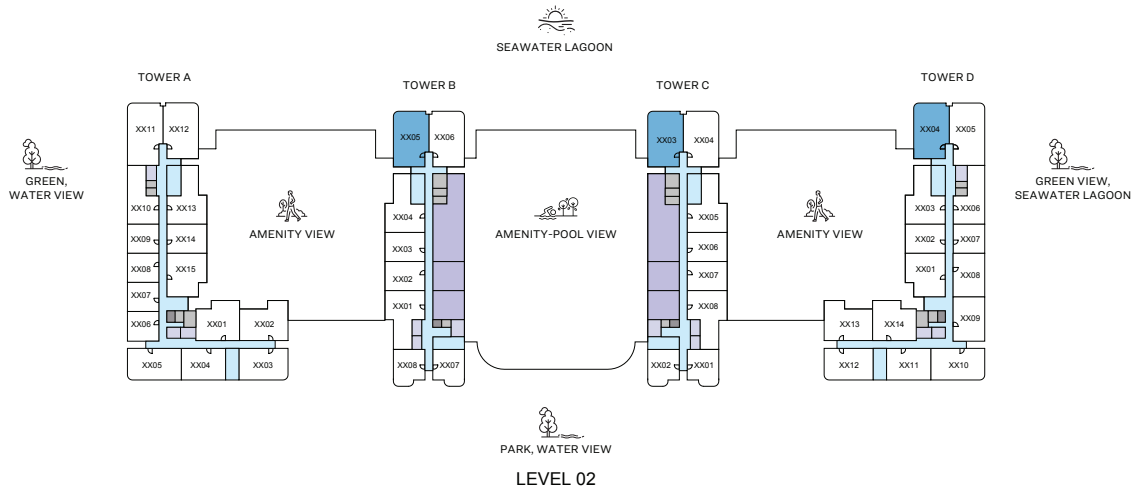
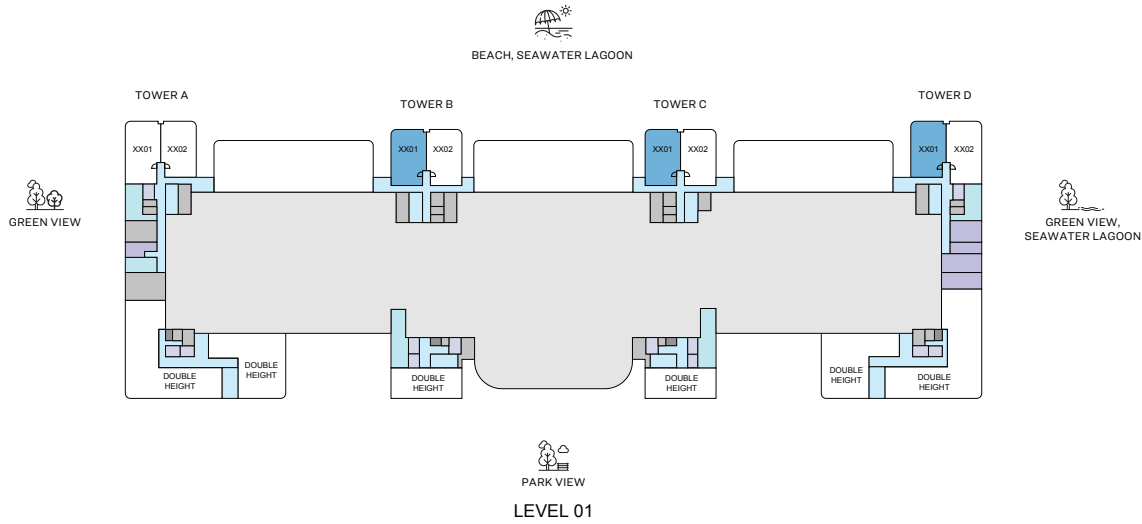
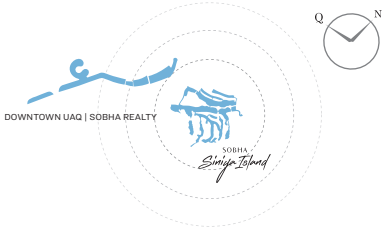
TOTAL SALEABLE AREA
SUITE RANGE = 1,066.81 - 1,067.46 SQ.FT.
BALCONY RANGE = 143.91 - 146.71 SQ.FT.
TOTAL RANGE = 1,210.72 - 1,214.17 SQ.FT.

List of unit numbers with this unit plan:

VIEWS

Green View, Seawater Lagoon
D-306, D-406, D-506, D-606, D-706, D-806

Seawater Lagoon
A-312, B-306, C-306, A-412, B-406, C-408, A-512, B-506, C-508, A-612, B-606, C-608, A-712, A-812



2

BEDROOM
APARTMENT

TYPE N

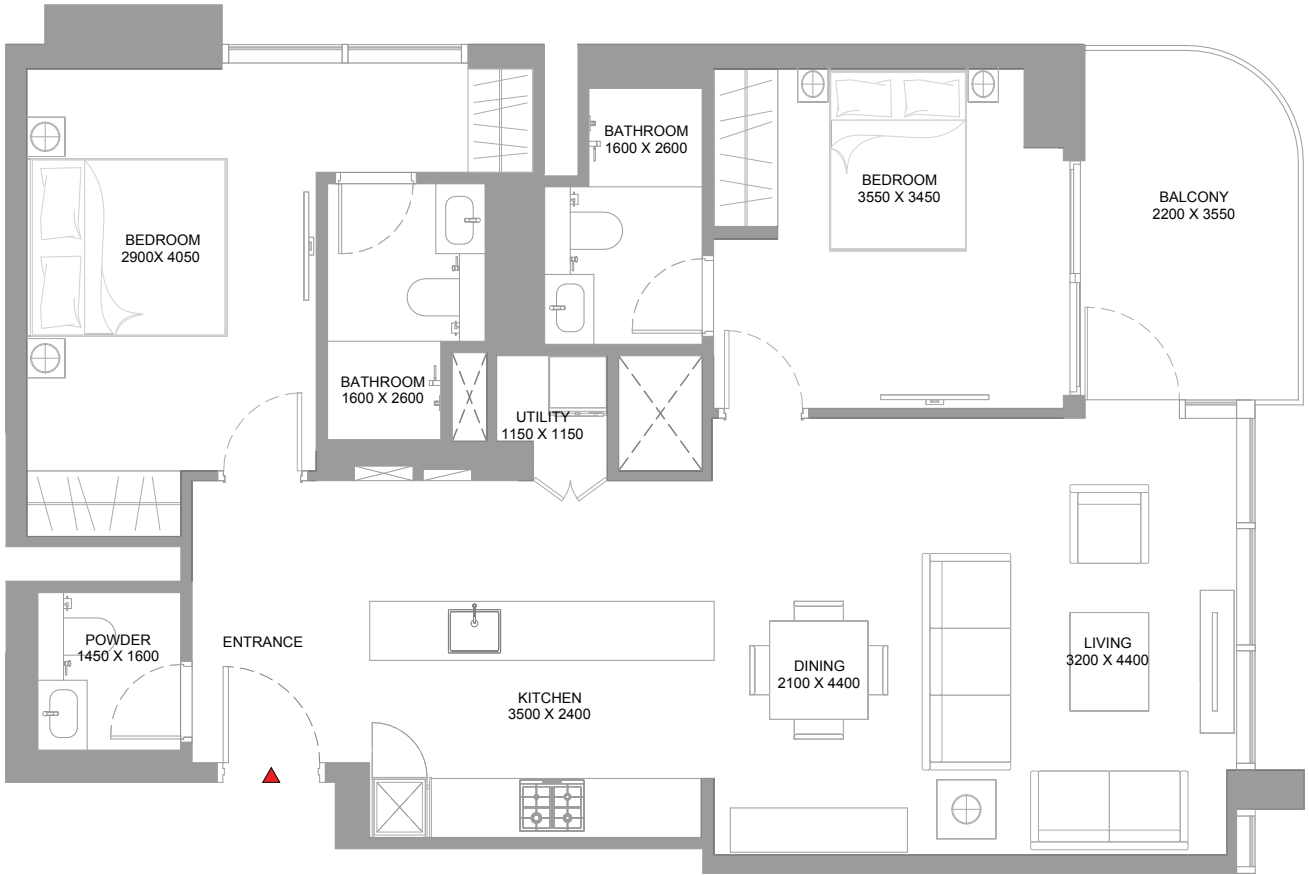
(with powder room + balcony)

TOTAL SALEABLE AREA
SUITE RANGE = 973.17 - 975.10 SQ.FT.
BALCONY RANGE = 86.86 - 88.26 SQ.FT.
TOTAL RANGE = 1,061.43 - 1,062.51 SQ.FT.

List of unit numbers with this unit plan:

VIEWS

- Beach, Seawater Lagoon
B-101, C-101, D-101
- Seawater Lagoon
B-205, C-203, D-204



2
BEDROOM
APARTMENT

TYPE N
(with powder room + balcony)

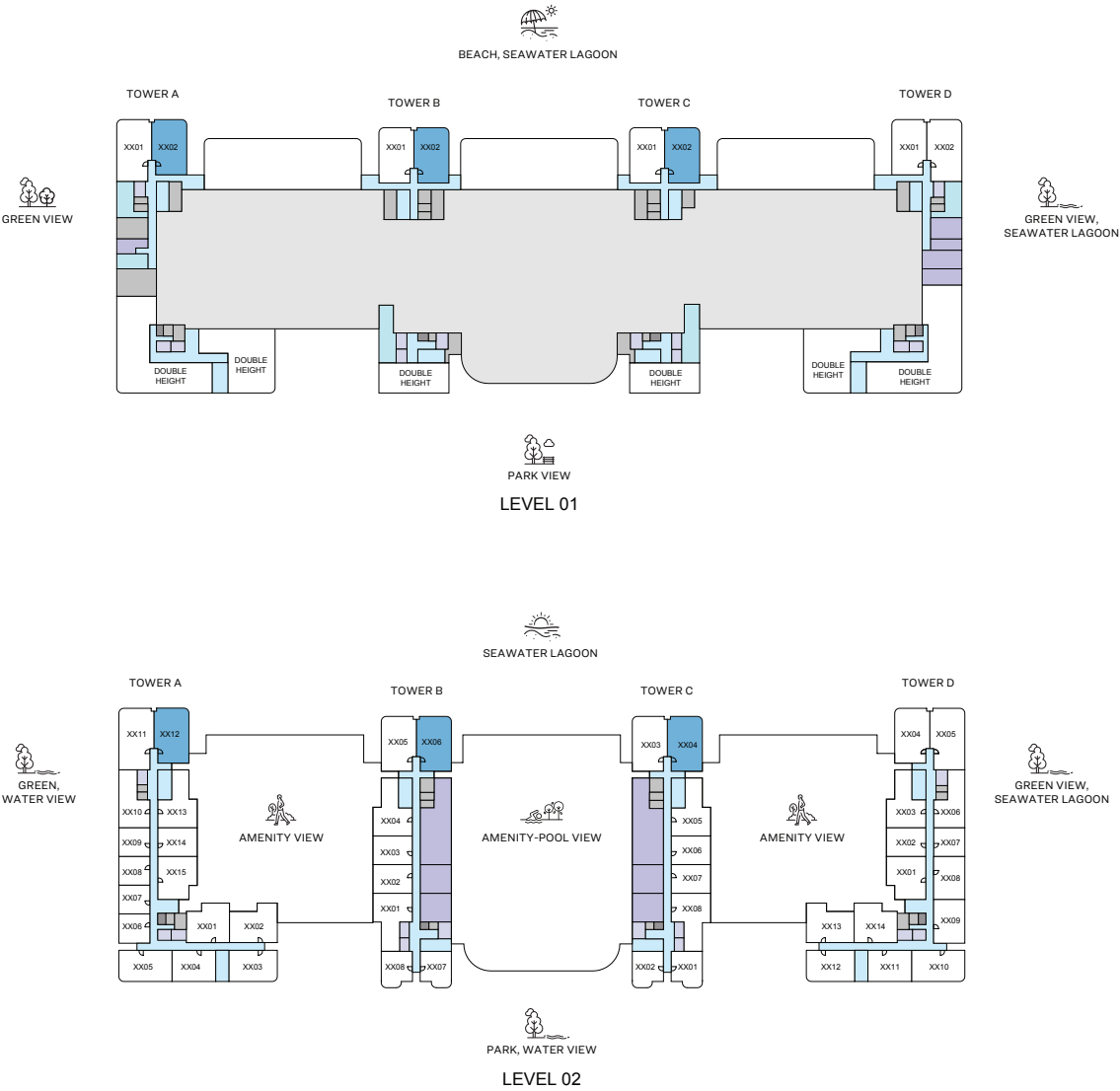
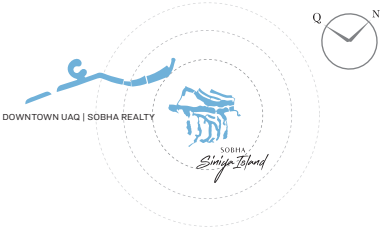
TOTAL SALEABLE AREA
SUITE RANGE = 973.17 - 975.10 SQ.FT.
BALCONY RANGE = 86.86 - 88.26 SQ.FT.
TOTAL RANGE = 1,061.43 - 1,062.51 SQ.FT.

List of unit numbers with this unit plan:

VIEWS

- Beach, Seawater Lagoon
B-101, C-101, D-101

Seawater Lagoon
B-205, C-203, D-204



2

BEDROOM
APARTMENT

TYPE N VARIANT 1

(with powder room + balcony)

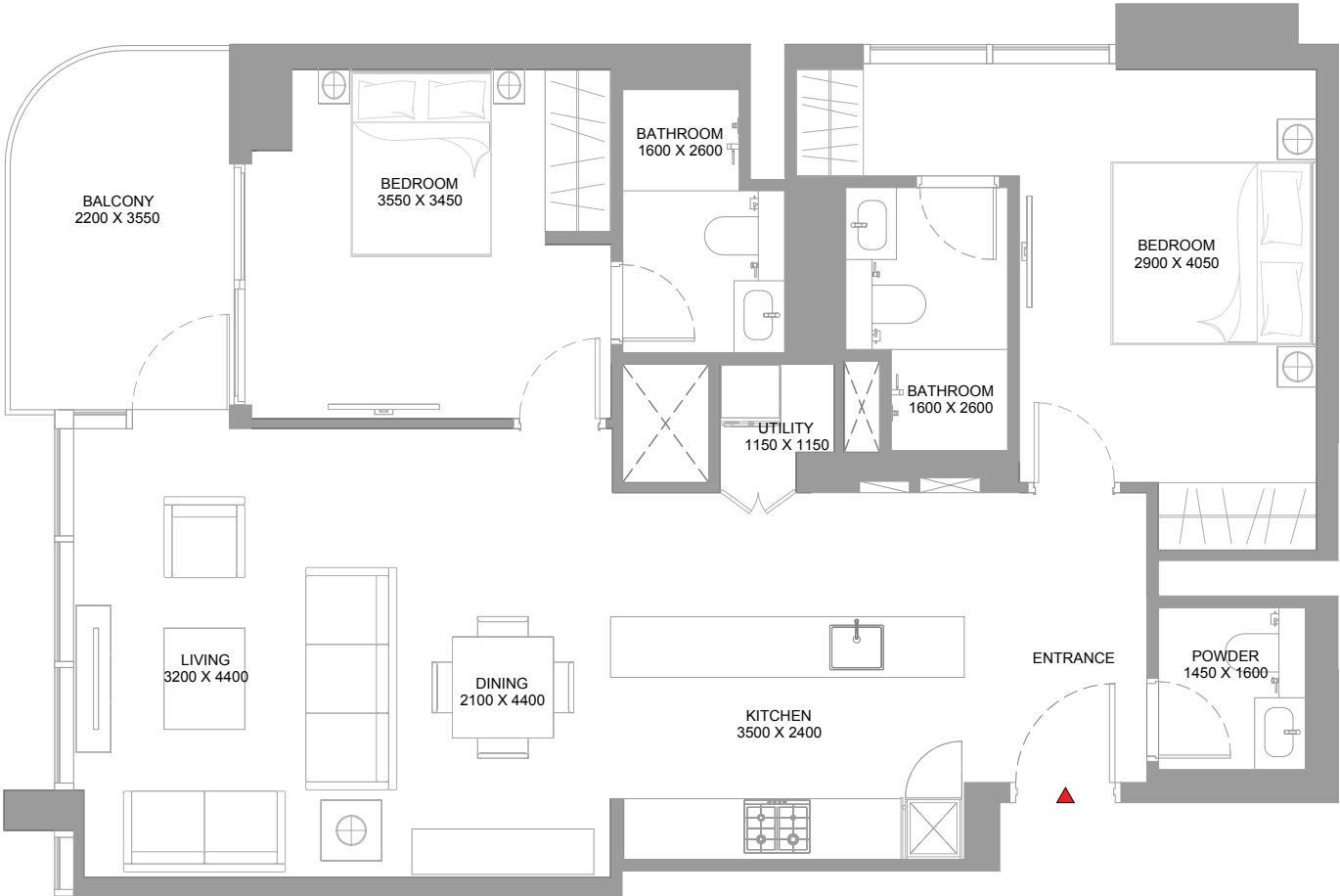
TOTAL SALEABLE AREA
SUITE RANGE = 973.17 - 974.99 SQ.FT.
BALCONY RANGE = 86.86 - 88.26 SQ.FT.
TOTAL RANGE = 1,061.32 - 1,062.51 SQ.FT.

List of unit numbers with this unit plan:

VIEWS

Beach, Seawater Lagoon
A-102, B-102, C-102

Seawater Lagoon
A-212, B-206, C-204



2
BEDROOM
APARTMENT

TYPE N
VARIANT 1
(with powder room + balcony)

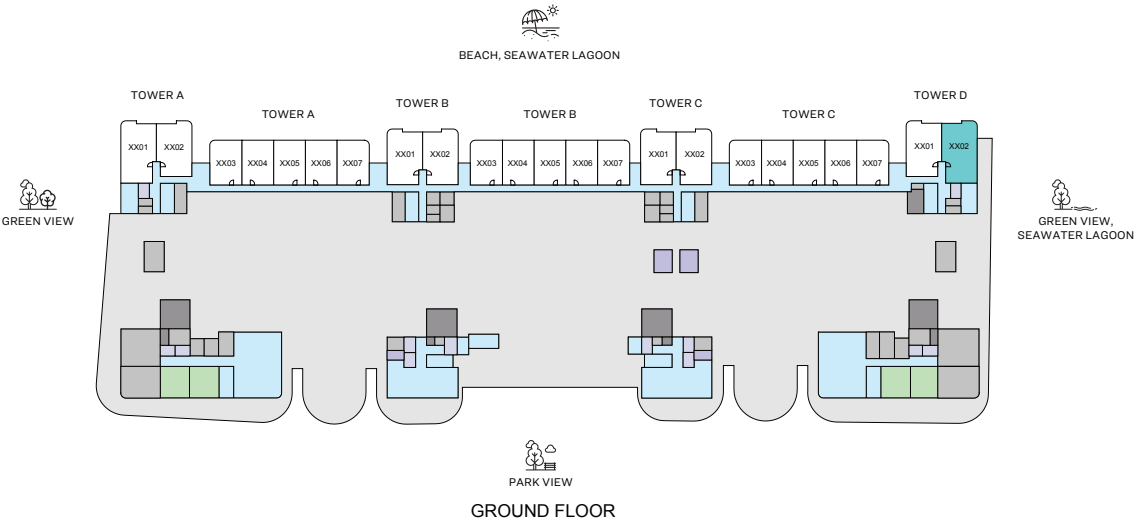
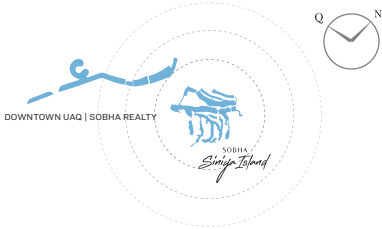
TOTAL SALEABLE AREA
SUITE = 973.17 - 974.99 SQ.FT.
BALCONY = 86.86 - 88.26 SQ.FT.
TOTAL = 1,061.32 - 1,062.51 SQ.FT.

List of unit numbers with this unit plan:

VIEWS

Beach, Seawater Lagoon
A-102, B-102, C-102

Seawater Lagoon
A-212, B-206, C-204



2

BEDROOM
APARTMENT

TYPE O

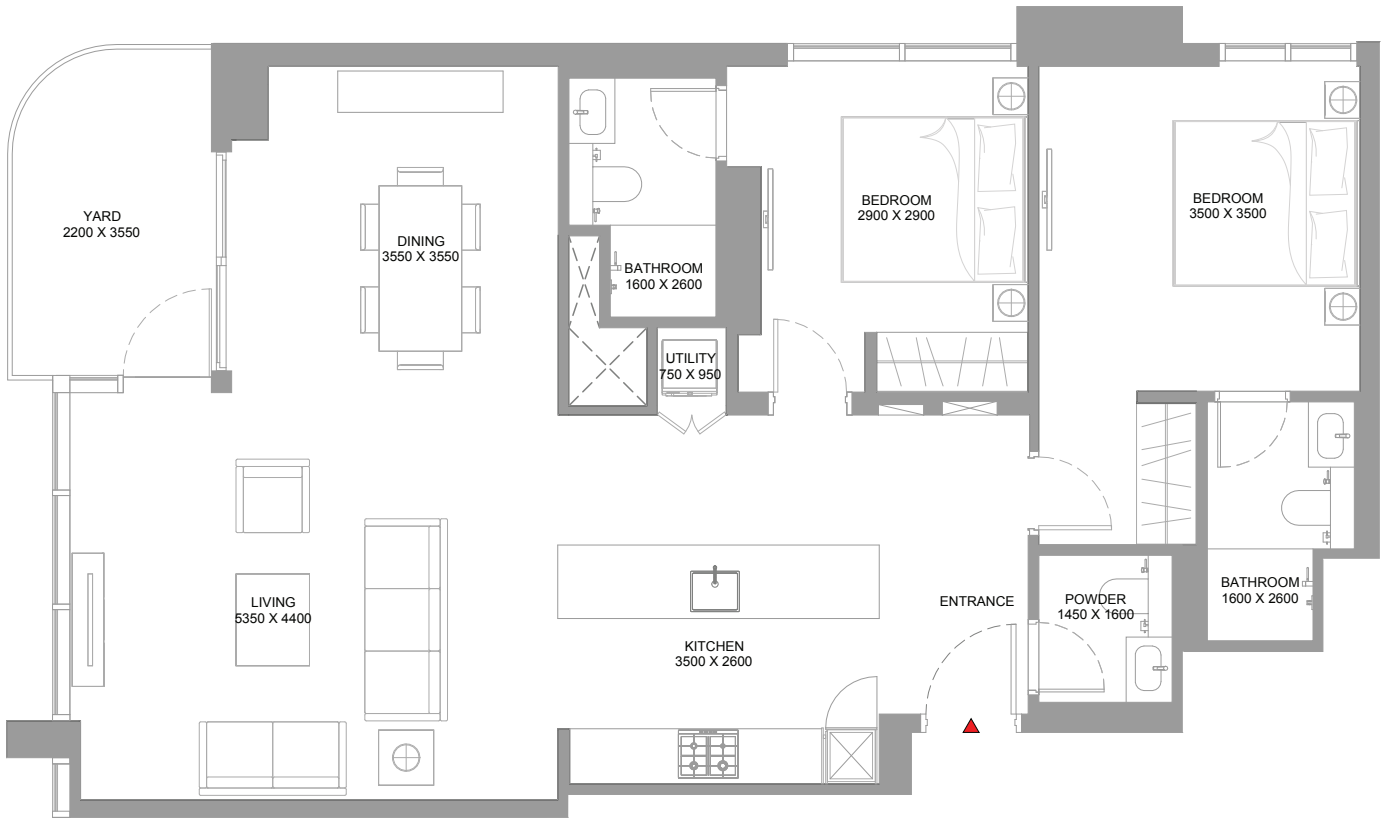
(with powder room + yard)

TOTAL SALEABLE AREA
SUITE = 1,106.75 SQ.FT.
YARD = 87.08 SQ.FT.
TOTAL = 1,193.83 SQ.FT.

List of unit numbers with this unit plan:

VIEWS

Beach, Green, Seawater Lagoon
D-02



2

BEDROOM
APARTMENT

TYPE O

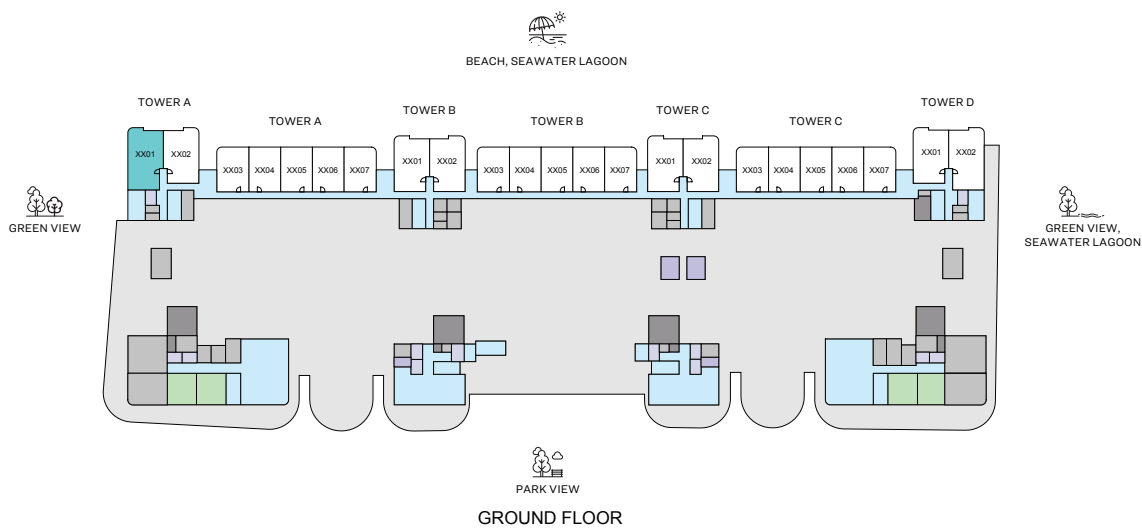
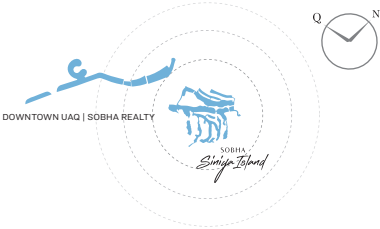
(with powder room + yard)

TOTAL SALEABLE AREA
SUITE = 1,106.75 SQ.FT.
YARD = 87.08 SQ.FT.
TOTAL = 1,193.83 SQ.FT.

List of unit numbers with this unit plan:

VIEWS

Beach, Green, Seawater Lagoon
D-02



2

BEDROOM
APARTMENT

TYPE O VARIANT 1

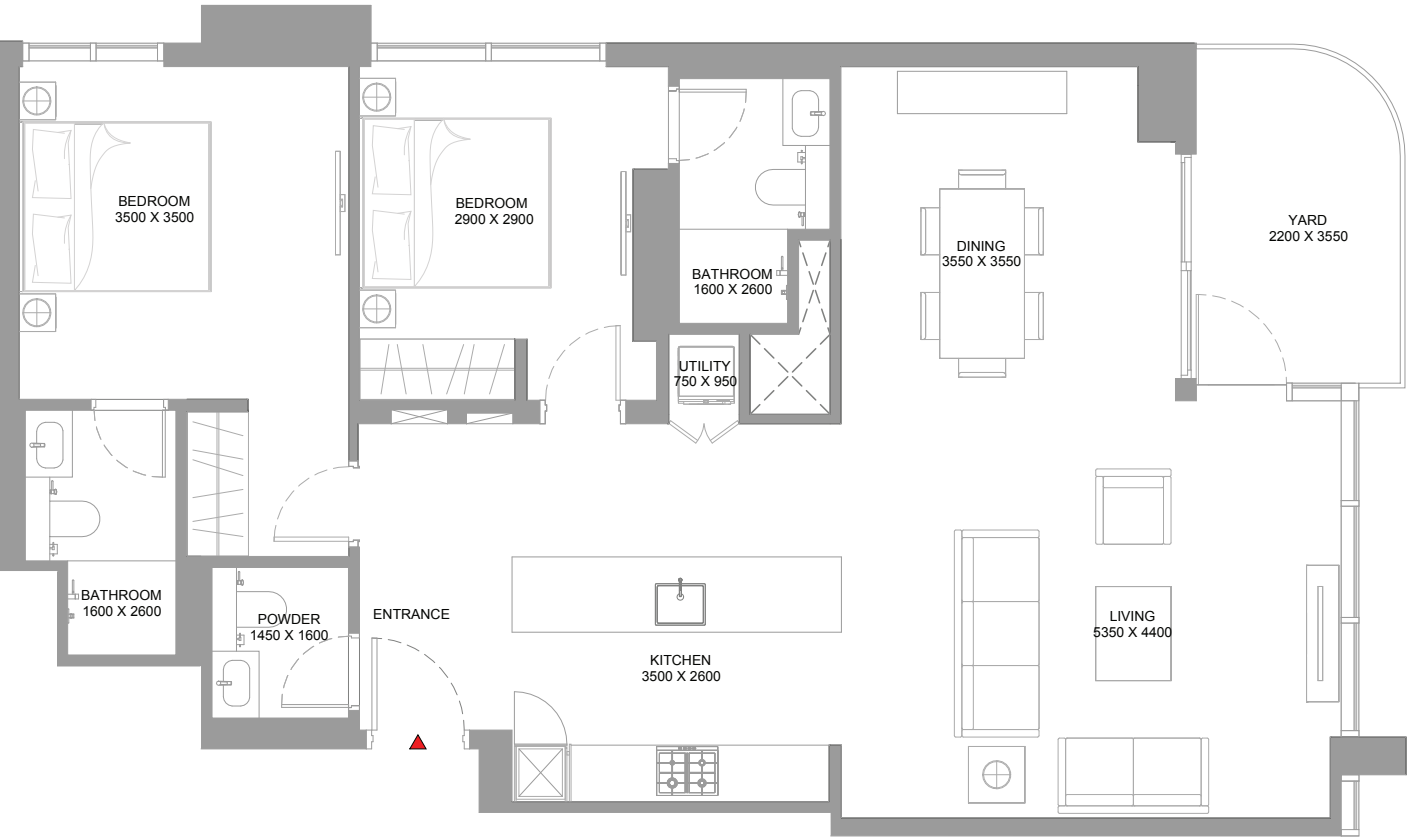
(with powder room + yard)

TOTAL SALEABLE AREA
SUITE = 1,106.85 SQ.FT.
YARD = 87.08 SQ.FT.
TOTAL = 1,193.93 SQ.FT.

List of unit numbers with this unit plan:

VIEWS

Beach, Green, Seawater Lagoon
A-01



2

BEDROOM
APARTMENT

TYPE O VARIANT 1

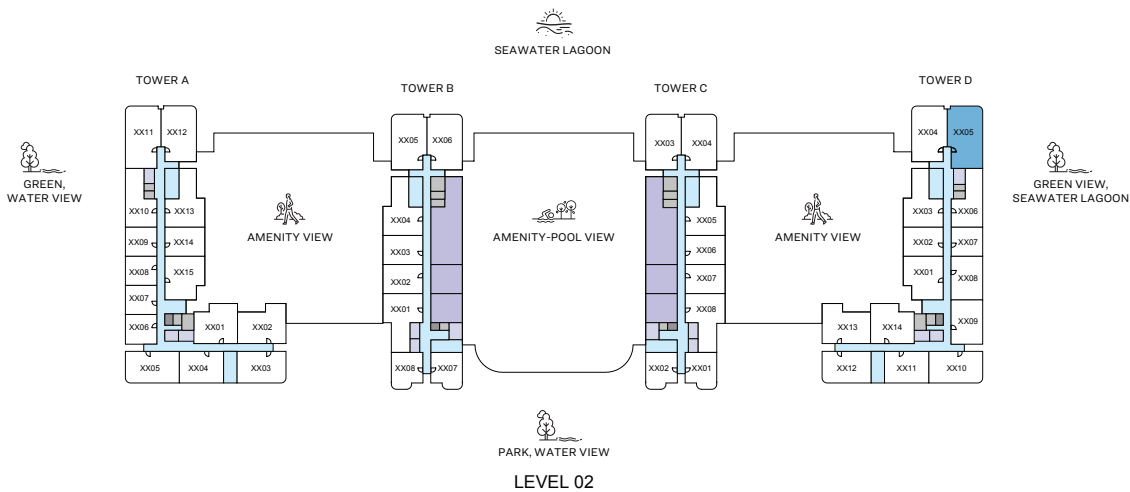
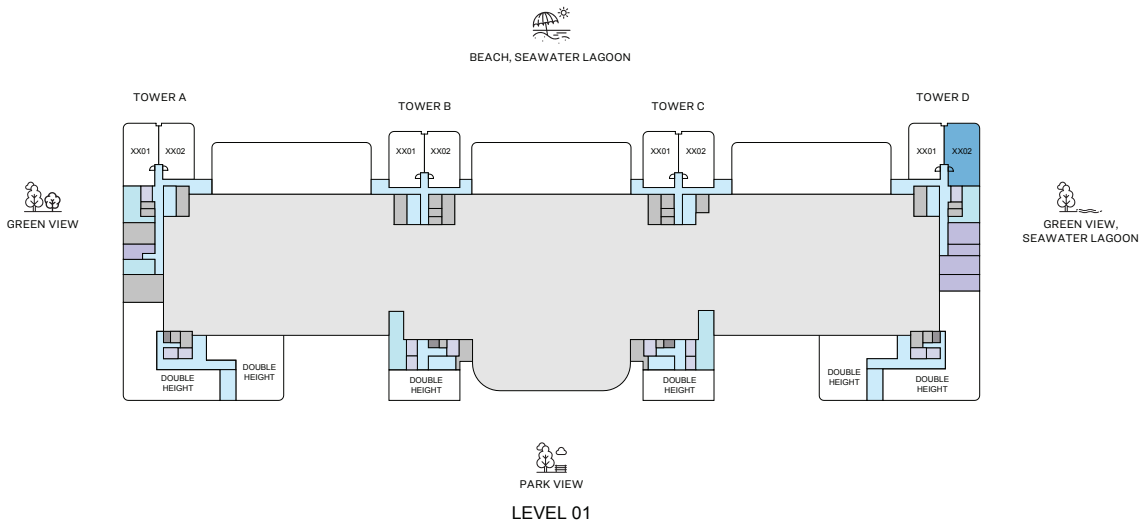
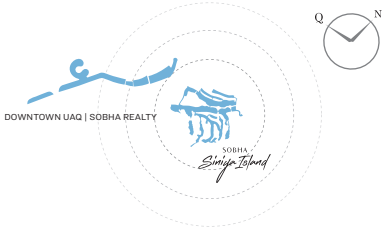
(with powder room + yard)

TOTAL SALEABLE AREA
SUITE = 1,106.85 SQ.FT.
YARD = 87.08 SQ.FT.
TOTAL = 1,193.93 SQ.FT.

List of unit numbers with this unit plan:

VIEWS

Beach, Green, Seawater Lagoon
A-01



2

BEDROOM
APARTMENT

TYPE P

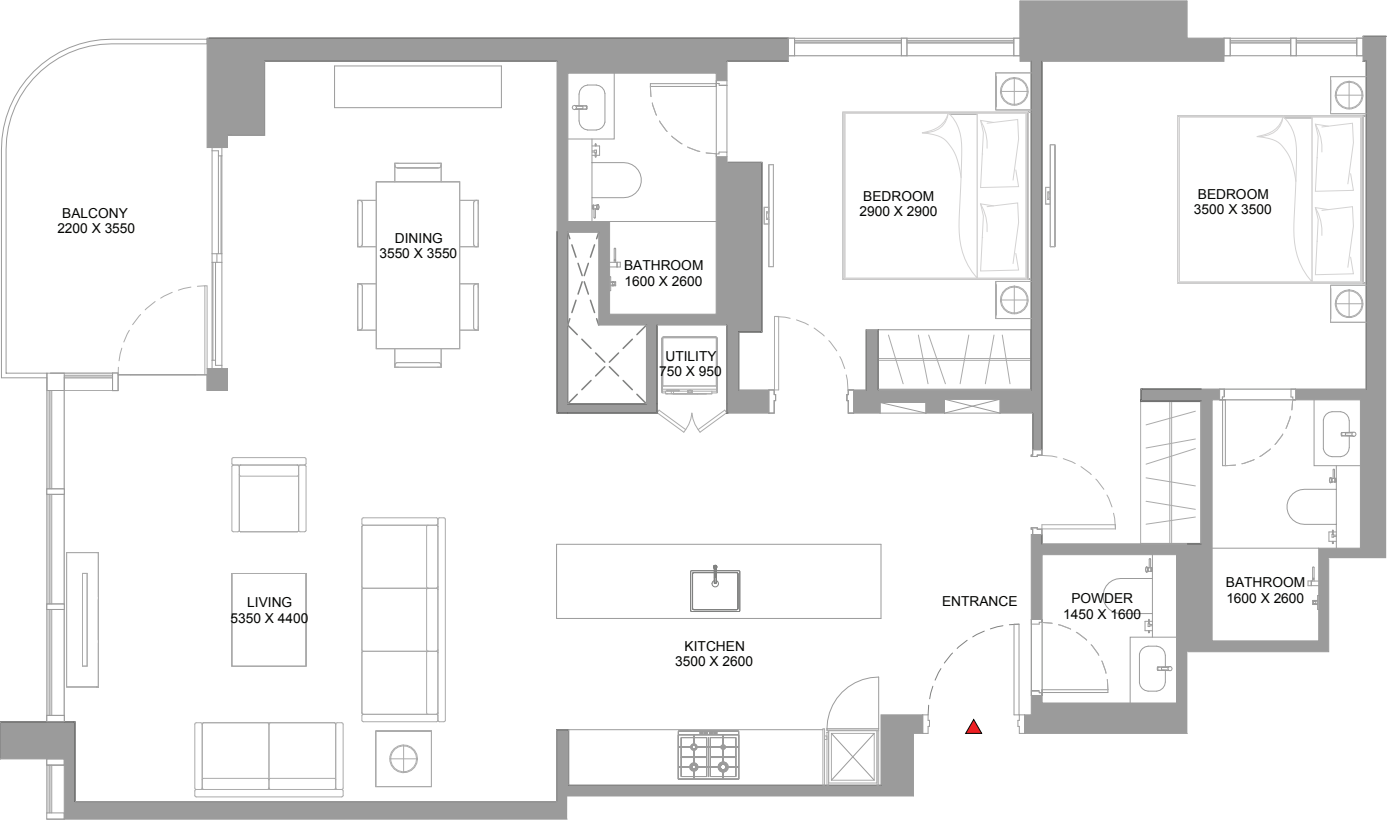
(with powder room + balcony)

TOTAL SALEABLE AREA
SUITE RANGE = 1,106.75 - 1,108.47 SQ.FT.
BALCONY = 86.86 SQ.FT.
TOTAL RANGE = 1,193.61 - 1,195.33 SQ.FT.

List of unit numbers with this unit plan:

VIEWS

Beach, Green, Seawater Lagoon
D-102
Green View, Seawater Lagoon
D-205



2

BEDROOM
APARTMENT

TYPE P

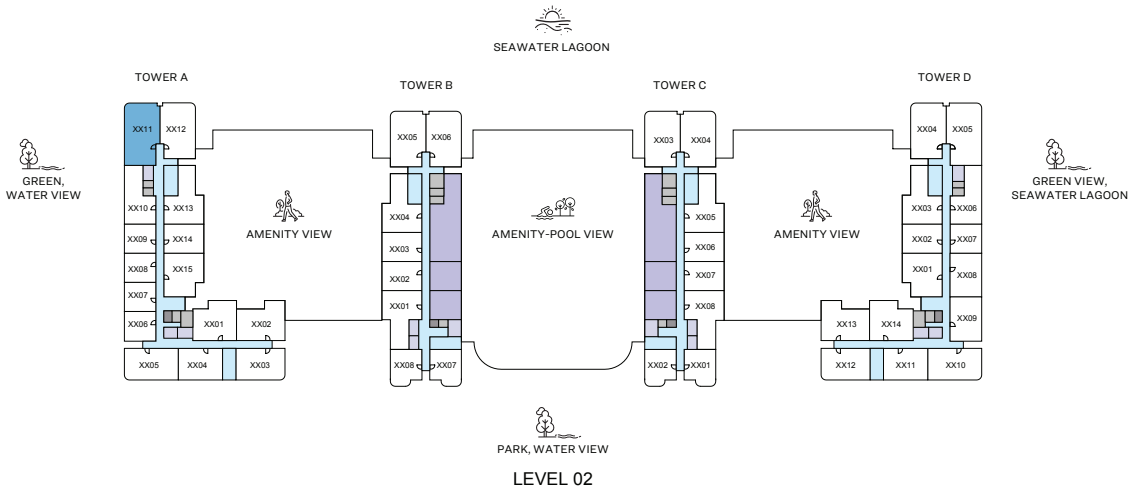
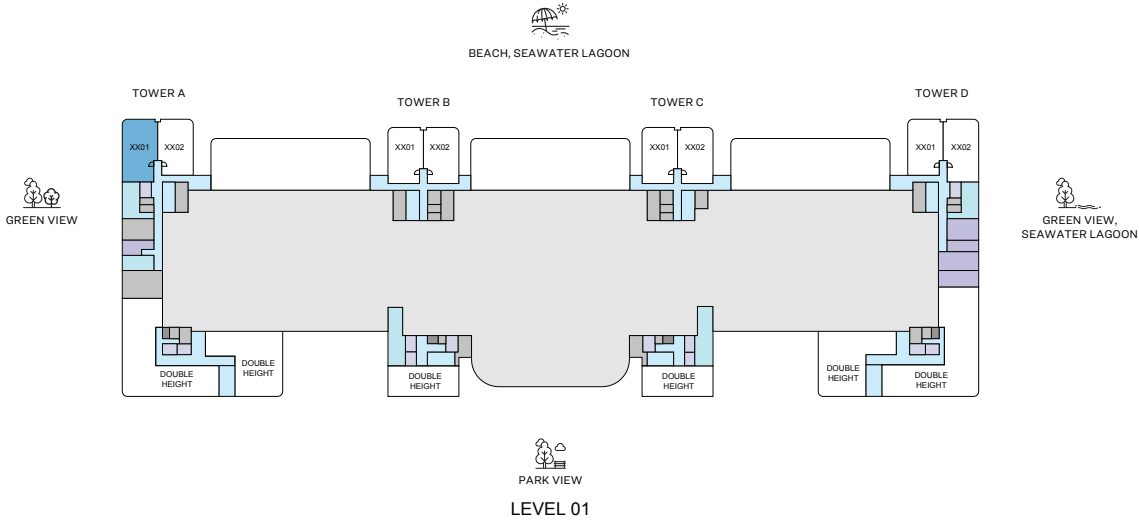
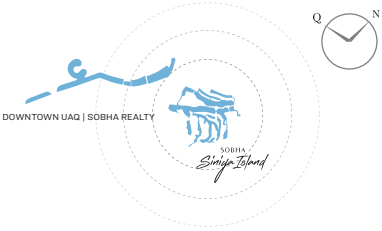
(with powder room + balcony)

TOTAL SALEABLE AREA
SUITE RANGE = 1,106.75 - 1,108.47 SQ.FT.
BALCONY = 86.86 SQ.FT.
TOTAL RANGE = 1,193.61 - 1,195.33 SQ.FT.

List of unit numbers with this unit plan:

VIEWS

- Beach, Green, Seawater Lagoon
D-102
- Green View, Seawater Lagoon
D-205



2

BEDROOM
APARTMENT

TYPE P VARIANT 1

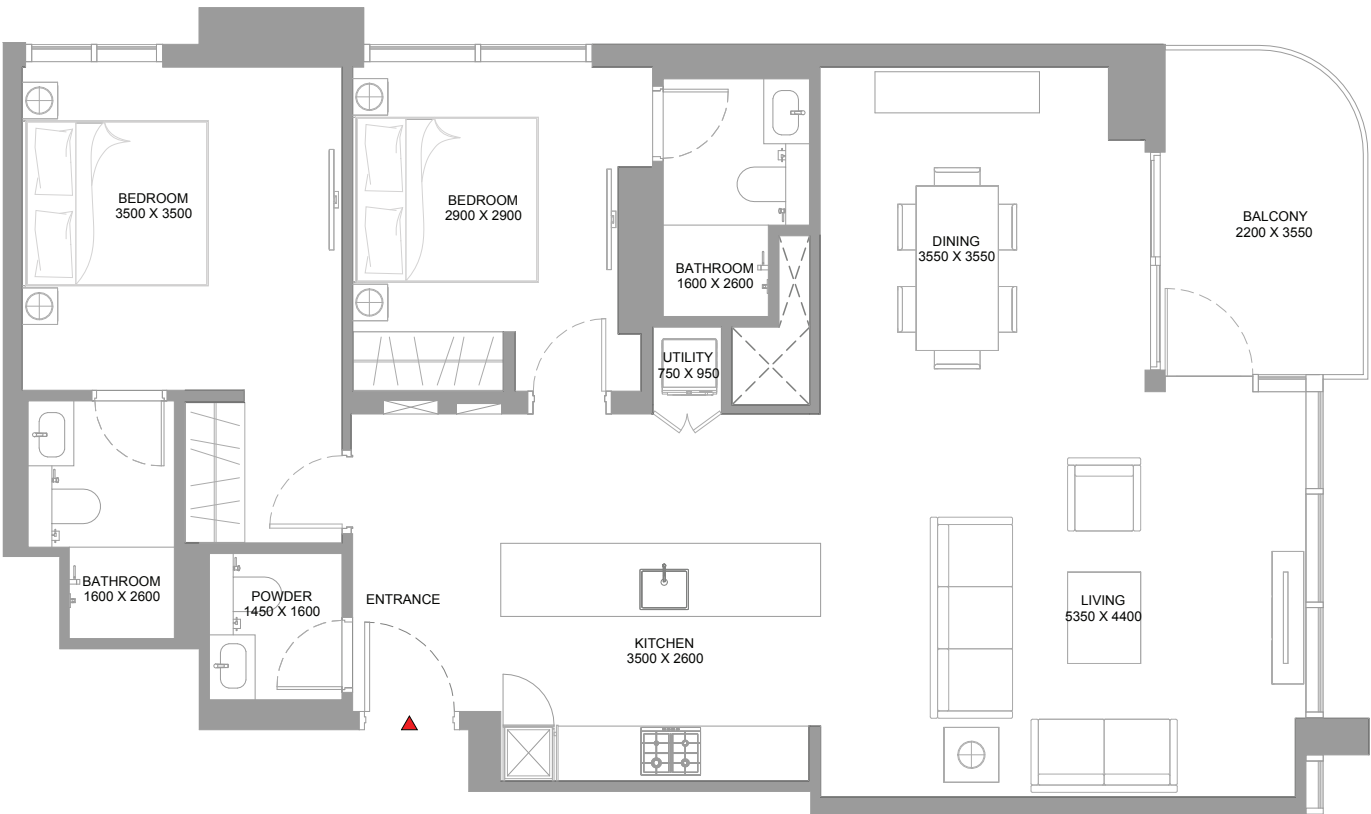
(with powder room + balcony)

TOTAL SALEABLE AREA
SUITE RANGE = 1,106.64 - 1,108.25 SQ.FT.
BALCONY = 86.86 SQ.FT.
TOTAL RANGE = 1,193.50 - 1,195.12 SQ.FT.

List of unit numbers with this unit plan:

VIEWS

- Beach, Green, Seawater Lagoon
A-101
- Green, Water View, Seawater Lagoon
A-211



2
BEDROOM
APARTMENT

TYPE P
VARIANT 1
(with powder room + balcony)

TOTAL SALEABLE AREA
SUITE RANGE = 1,106.64 - 1,108.25 SQ.FT.
BALCONY = 86.86 SQ.FT.
TOTAL RANGE = 1,193.50 - 1,195.12 SQ.FT.

List of unit numbers with this unit plan:

VIEWS

- Beach, Green, Seawater Lagoon
A-101
Green, Water View, Seawater Lagoon
A-211

SOBHA
REALTY